


# HOÛRSKOOL MARAIS VILJOEN MARAIS VILJOEN HIGH SCHOOL

FOTO  
PHOTO

p.s./P Bag X011  
 Alberton 1450 h.v./c/o Cradockstr./St &  
 Bodminweg/Rd, Alberton, 1450  
 www.maraisviljoen.co.za  
 e-pos/email: info@maraisviljoen.co.za  
 Tel: +2711 907 9013/4  
 Fax: +27 11 907 1038



Naam en Van / Name and Surname			
Graad / Grade			
Woonadres / Home address			
	Kode / Code		
Posadres / Postal address			
	Kode / Code		

## TELEFOONNOMMERS / TELEPHONE NUMBERS

VADER/FATHER		MOEDER/MOTHER		VOOG/GUARDIAN	
Huis / Home		Huis / Home		Huis / Home	
Werk / Work		Werk / Work		Werk / Work	
Sel / Cell		Sel / Cell		Sel / Cell	

**HIERMEE VERKLAAR EK DAT EK DIE SKOOLREËLS SAL GEHOORSAAM. /  
I HEREBY DECLARE THAT I WILL ABIDE BY THE SCHOOL RULES.**

Hierdie dien as eerste en laaste waarskuwing. / This is a first and final warning.

<b>VADER / FATHER</b>	
<b>MOEDER / MOTHER</b>	
<b>VOOG / GUARDIAN</b>	
<b>EIE / OWN</b>	
Gekontroleer deur onderwyser / Controlled by teacher	

## INHOUDSOPGAWE / CONTENTS

INHOUDSOPGAWE / CONTENTS	Bladsy / Page
Senior Personeel / Senior Staff / Graadvoogde / Grade Guardians	3
Bestuurskomitee / Management Committee	4
Klaskamerlys / Classroom List	5
Voogklasse / Register Classes	6
Terreinplan / Terrain Site	7
Ekstraklasse / Extra Classes	8
Code of Conduct	10
Gedragkode	19
The Penalty System	29
Die Puntestelsel	33
Gr. 10-Vakkeuses / Grade 10 Subject Choices	38
Vakveranderinge / Subject changes	38
Slaagvereistes / Pass Requirements	38
Matriekafskeidvereistes / Matric Farewell Requirements	38
Top 10	39
Eksamenreëls / Exam rules	40, 41
Lojaliteit/Loyalty	94, 95
Veiligheid- en Sekuriteitstappe / Safety and Security Procedures	100
Veiligheid- en Sekuriteitstappe / Safety and Security Procedures	101
Boelie-aanmeldvorm / Bully Report Form	102, 103
Insidentvorm / Incident Form	105

## SENIOR PERSONEEL / SENIOR STAFF

Hoof/Principal	Dr. J. Krause
Adjunkhoofde / Deputy Principals	Mnr./Mr H. Müller
	Mnr./Mr P. Els
	Mev./Mrs E. de Villiers
Finansies / Finance	Mev./Mrs Y. Deysel
Sport	Mnr./Mr R. Luus
Afrikaans Huistaal	
Afrikaans Eerste Addisionele Taal	Mev./Mrs V. Prinsloo
Engels / English	Mnr./Mr H. Saaiman
Wiskunde / Mathematics	
Wiskundige Geletterdheid / Mathematical Literacy	Mev./Mrs S. Pretorius
Toerisme / Tourism	Mnr./Mr R. Woest
Fisiese- en Lewenswetenskappe / Physical and Life Sciences	Mev./Mrs A. Oosthuizen
Ekonomiese Wetenskappe / Besigheidstudies / EBW / Rekeningkunde / Ekonomie Economic Sciences / Business Studies/ EMS / Accountancy / Economics	Mev./Mrs A. Oosthuyse
Opvoedkundige Leiding / Vocational Guidance	Mev./Mrs E. de Villiers
Lewensoriëntering / Sosiale Wetenskappe / Geografie / Skeppende Kunste Life Orientation / Social Sciences / Geography / Visual Arts	Mnr./Mr F. Erasmus
FET/ Religie / Religion	Mev./Mrs R. Kühn
Ingenieursgrafika en Ontwerp / Inligtingstegnologie / Rekenaartoepassingstegnologie Engineering Graphics and Design / Information Technology / Computer Application Technology	Mnr./Mr N. v.d. Merwe
Tegnologiese Vakke / Landbouvakke Technology Subjects / Agricultural Subjects	Mnr./Mr J. du Preez

## GRAADVOOGDE / GRADE GUARDIANS

Graad/Grade 8: Mnr./Mr H. Saaiman & Mev./Mrs R. Kühn
Graad/Grade 9: Mnr./Mr F. Erasmus & Mev./Mrs S. Pretorius
Graad/Grade 10: Mnr./Mr J. du Preez & Mev./Mrs A. Oosthuizen
Graad/Grade 11: Mnr./Mr R. Woest & Mev./Mrs A. Oosthuyse
Graad/Grade 12: Mnr./Mr N. van der Merwe & Mev./Mrs V. Prinsloo

## BESTUURSKOMITEE / MANAGEMENT COMMITTEE

Hoofdogter en -seun / Head Girl and Boy	Frances-Jane Dahms / Raynhardt Kruger
Onderhoofieiers / Deputies	Mignon Mentz / Clayton Gagiano
Komiteelede / Committee Members	Donné Baker / Claude do Couto
	Kyra Fisher / Sifso Shongwe
	Hayleigh Kinnear / Jono Morkel
	Thendo Singo / Rio Tshimbalanga

## BESTUURSPAN / MANAGEMENT TEAM

Dogters / Girls		Seuns / Boys	
Shalom Anizoba	Minette Marais	Hendré Boshoff	Jono Morkel
Donné Baker	Xanyolize Matthee	Juan Cooper	Kgopotso Mphuthi
Monique Bowles	Mignon Mentz	Jermaine Crause	Junior Mwengehya
Milan Brand	Hlengiwe Mhlongo	Juan de Jager	Jaydon Nagel
Kiana Butler	Ayanda Ndlovu	Waldo de Jager	Neo Nkgeong
Nokutenda Chikowore	Singa Ndzombane	Ruan de Villiers	Matthew Pretorius
Megan Coetzer	Hlengiwe Ngcobo	Nkanyezi Dlamini	Lloyd Shoko-Schenck
Frances-Jane Dahms	Nicole Oosthuizen	Claude do Couto	Sifso Shongwe
Minenhle Dhlamini	Leah Piscitelli	Clayton Gagiano	Tsoko Siyamthanda
Caitlin Engelbrecht	Kyla Retief	Jaden Govender	Riko Snyders
Kyra Fisher	Thendo Singo	Tiaan Hall	Rio Tshimbalanga
Amara Hartley	Jana Smit	Raynhardt Kruger	Juan van den Heever
Jaymee Joubert	Chané Strydom	Muzi Mahlangu	AJ van Niekerk
Hayleigh Kinnear	Marna Strydom		
Jessica Losper	Layla Sutherland		
Mikayla Lubbe	Cheylene Whitecross		
Khwezi Maluleke			

### VISIE / VISION

"Leier in volledige opvoeding."  
"Leader in comprehensive education."

### MISSIE / MISSION

"Hierdie opvoedkundige instansie wend toekomsgerigte kundiges aan om leerderpotensiaal te ontsluit en te ontwikkel."  
"This educational institution utilizes future orientated experts to discover and develop learners' potential."

## KODELYS / CODE LIST

PERSENEEL NUMERIES / STAFF NUMERICALLY	KLASKAMERS / CLASSROOMS	PERSENEEL NUMERIES / STAFF NUMERICALLY	KLASKAMERS / CLASSROOMS	PERSENEEL NUMERIES / STAFF NUMERICALLY	KLASKAMERS / CLASSROOMS
Fernandes, Candice	2	Fouché, Monica	24	Prinsloo, Vanessa	47
Barkhuizen, Liezl	3	Van Niekerk, Wilma	25	Saaiman, Antoinette	48
Sinden, Charlene	4	Oosthuizen, Ansa	26	Oliver, Sunel	49
Feuth, Chantelle	5	De Beer, Danie	27	Oosthuysse, Annalize	50
Venter, Caroline	6	Peens, Melanie	28	Gericke, Sumarie	51
Pienaar, Ricka	7	Britz, Yolande	29	Du Toit, Tess	51
Smith, Rochelle	8	Erasmus, Francois	30	Coetzer, Kyla	52
Van der Merwe, Neels	9	Du Plessis, Migael	31	Claassen, Elsje	53
Pretorius, Susan	10	Crouse, Odelia	32	Venter, Phillip	54
Terblanche, Sarel	11	Hollander, WJ	33A	Van der Walt, Ané	55
Berriman, Chantel	12	De Villiers, Dewan	33B	Schmidt, Magda	56
Kok, Hannalize	13	Kichenbrand, Deoné	34	Van der Walt, Nicola	57
Du Toit, Neill	14	Van der Merwe, Natalie	35	Van Niel, Sarita	58
Van Heerden, Tarina	15	Lioundris, Veronica	36	Mostert, Chantall	59
Last, Anita	16	Pieterse, Nico	37	Ramage, Tirzah	60
Saaiman, Henco	17	Rudolph, Elsabe	38	Butler, Jason	61
De Villiers, Elanza	17	Schoeman, Julize	38	Dippenaar, Karla	62
Janse van Rensburg, Louise	18	Wallace, Zonika	39	Potgieter, Tayla	63
Prinsloo, Dorette	19	Bosman, Natasha	40	Schoombie, Elizabeth	64
Müller, Helgard	19	Pretorius, Liezel	41	Van Ryneveld, Sharné	65
Reichel, Martin	21	Robberts, Aiden	42A	Visser, Martie	66
De Villiers, Johanna	22	Botha, Diederik	42B	Kühn, Renée	67
Els, Paul	22	Du Preez, Jaco	43	Stroebel, Lizanne	T1
Woest, Rikus	23	Jordaan, Ruan	45	Trollip, Ilse	T2
Schmidt, Frikkie	23	Zietsman, Azelle	46	Pearce, Jeanelle	T3

PERSENEEL ALFABETIES / STAFF ALPHABETICALLY	KLASKAMERS / CLASSROOMS	PERSENEEL ALFABETIES / STAFF ALPHABETICALLY	KLASKAMERS / CLASSROOMS	PERSENEEL ALFABETIES / STAFF ALPHABETICALLY	KLASKAMERS / CLASSROOMS
Barkhuizen, Liezl	3	Janse van Rensburg, Louise	18	Saaiman, Antoinette	48
Berriman, Chantel	12	Jordaan, Ruan	45	Saaiman, Henco	17
Bosman, Natasha	40	Kichenbrand, Deoné	34	Schmidt, Frikkie	23
Botha, Diederik	42B	Kok, Hannalize	34	Schmidt, Magda	56
Britz, Yolande	29	Kühn, Renée	67	Schoeman, Julize	38
Butler, Jason	61	Last, Anita	16	Schoombie, Elizabeth	64
Claassen, Elsje	53	Lioundris, Veronica	36	Sinden, Charlene	4
Coetzer, Kyla	52	Mostert, Chantall	59	Smith, Rochelle	8
Crouse, Odelia	32	Müller, Helgard	19	Stroebel, Lizanne	T1
De Beer, Danie	27	Oliver, Sunel	49	Terblanche, Sarel	11
De Villiers, Dewan	33B	Oosthuizen, Ansa	26	Trollip, Ilse	T2
De Villiers, Elanza	17	Oosthuysse, Annalize	50	Van der Merwe, Natalie	35
De Villiers, Johanna	22	Pearce, Jeanelle	T3	Van der Merwe, Neels	9
Dippenaar, Karla	62	Peens, Melanie	28	Van der Walt, Ané	55
Du Plessis, Migael	31	Pienaar, Ricka	7	Van der Walt, Nicola	57
Du Preez, Jaco	43	Pieterse, Nico	37	Van Heerden, Tarina	15
Du Toit, Neill	14	Potgieter, Tayla	63	Van Niekerk, Wilma	25
Du Toit, Tess	51	Pretorius, Liezel	41	Van Niel, Sarita	58
Els, Paul	22	Pretorius, Susan	10	Van Ryneveld, Sharné	65
Erasmus, Francois	30	Prinsloo, Dorette	19	Venter, Caroline	6
Fernandes, Candice	2	Prinsloo, Vanessa	47	Venter, Phillip	54
Feuth, Chantelle	5	Ramage, Tirzah	60	Visser, Martie	66
Fouché, Monica	24	Reichel, Martin	21	Wallace, Zonika	39
Gericke, Sumarie	51	Robberts, Aiden	42A	Woest, Rikus	23
Hollander, WJ	33A	Rudolph, Elsabe	38	Zietsman, Azelle	46

## VOOGKLASSE / REGISTER CLASSES

Graad / Grade 8		
1	8A05	Me. C. Feuth
2	8A39	Me. Z. Wallace
3	8A41	Me. L. Pretorius
4	8A52	Me. K. Coetzer
5	8AT1	Me. L. Stroebel
1	8E16	Me. A. Last
2	8E46	Me. A. Zietsman
3	8E53	Me. E. Claassen
4	8E57	Me. N. van der Walt
5	8E62	Me. K. Dippenaar

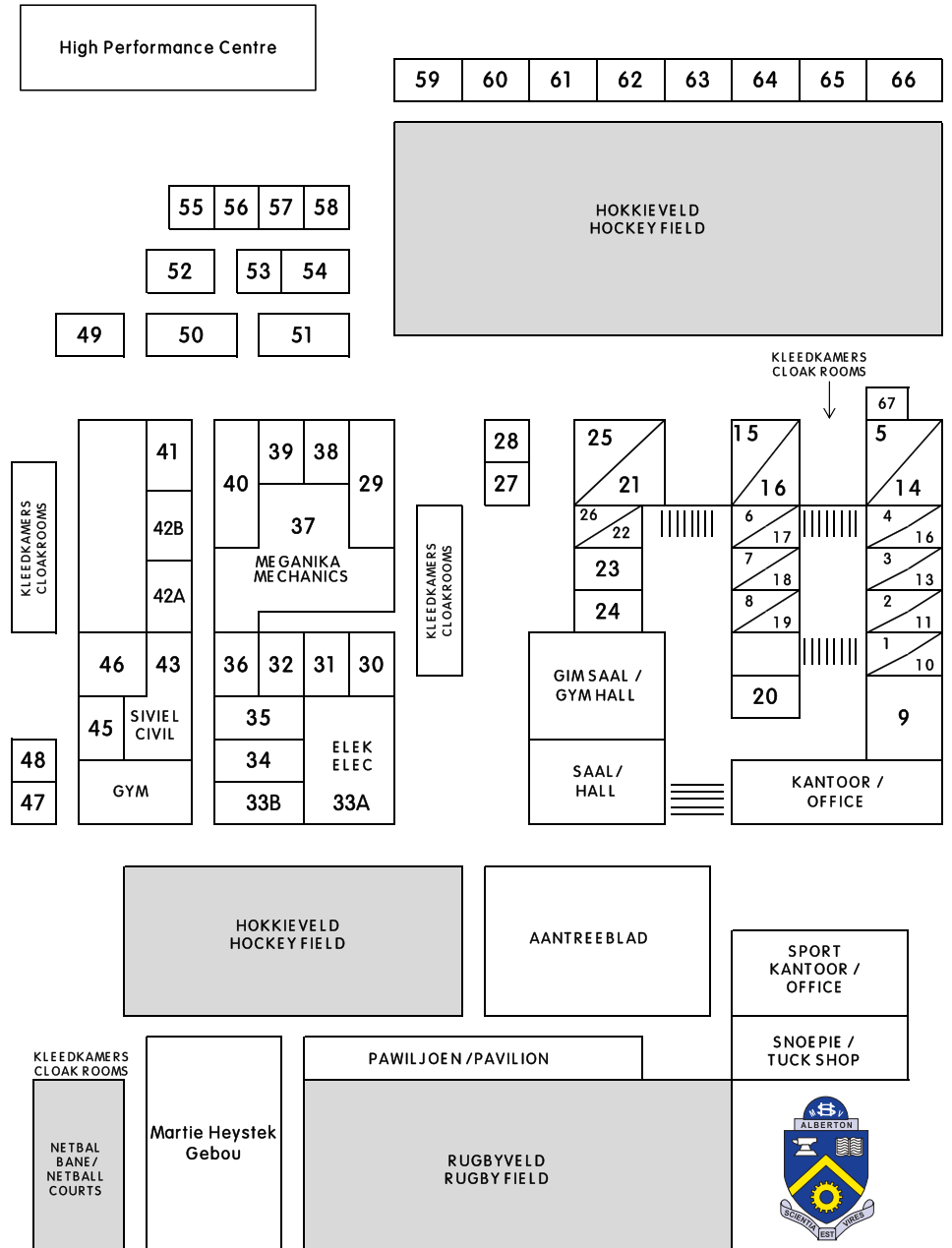
Graad / Grade 9		
1	9A34	Me. D. Kichenbrand
2	9A35	Me. N. van der Merwe
3	9A45	Mnr. R. Jordaan
4	9A48	Me. A. Saaman
5	9AT3	Me. J. Pearce
1	9E02	Me. C. Fernandes
2	9E07	Me. R. Pienaar
3	9E11	Mnr. S. Terblanche
4	9E32	Me. O. Crouse
5	9E40	Me. N. Bosman
6	9ET2	Me. I. Trollip

Graad / Grade 10		
1	10A04	Me. C. Sinden
2	10A08	Me. R. Smith
3	10A23	Mnr. F. Schmidt
4	10A24	Me. M. Fouché
5	10A42A	Mnr. A. Robberts
1	10E14	Mnr. N. du Toit
2	10E28	Me. M. Peens
3	10E37	Mnr. N. Pieterse
4	10E42B	Mnr. D. Botha
5	10E49	Me. S. Oliver
6	10E55	Me. A. van der Walt

Graad / Grade 11		
1	11A25	Me. W. van Niekerk
2	11A33B	Mnr. D. de Villiers
3	11A59	Me. C. Mostert
4	11A60	Me. T. Ramage
1	11E13	Me. H. Kok
2	11E15	Me. T. van Heerden
3	11E21	Mnr. M. Reichel
4	11E33A	Mnr. W. Hollander
5	11E56	Me. M. Schmidt
6	11E65	Me. S. van Ryneveld

Graad / Grade 12		
1	12A06	Me. C. Venter
2	12A29	Me. Y. Britz
3	12A38	Me. E. Rudolph
4	12A63	Me. T. Potgjeter
1	12E03	Me. L. Barkhuizen
2	12E12	Me. C. Berriman
3	12E36	Me. V. Lioundris
4	12E51	Me. T. du Toit
5	12E61	Mnr. J. Butler

SPORT ORGANISEERDERS / SPORT ORGANISERS:	
	Mnr. M. du Plessis
AFLOS / STANDBY	
1	Me. L. Janse van Rensburg
2	Me. E. Schoombie
3	Me. J. Schoeman
4	Mnr. P. Venter
5	Me. S. Gericke



Marais Viljoen is 'n rook verbode-area / Marais Viljoen is a no smoking zone

## EKSTRA KLASSE / EXTRA CLASSES

DATUM DATE	VAK SUBJECT	LOKAAL ROOM	OUER PARENT	ONDERWYSER TEACHER

ALLE VORME VAN PLAGIAAT is streng verbode. Leerders mag onder geen omstandighede werk as hul eie ingee wat óf heeltemal óf gedeeltelik van enige bron, bv. kunsmatige intelligensie-taalmodelle (Artificial Intelligence Language Models) soos ChatGPT3, ens. gekopieer nie. Die reël geld vir enige huiswerk, navorsing en formele SBA-take.	ALL FORMS OF PLAGIARISM are strictly prohibited. Learners may under no circumstance present work fully or partially copied from an outside source, e.g. Artificial Intelligence Language Models like ChatGPT3 etc., as their own. This includes any homework, research or formal SBA tasks.
Uittekenbriewe: Indien 'n leerder die skool vroeër verlaat, moet 'n skriftelike versoek van die ouer met die datum, tyd en rede by kamer 20 ingehandig word.	Letters to sign out: If a learner has to leave school early, a written request from the parent with date, time and reason must be handed in to room 20.
Sportdatums is onderhewig aan veranderinge.	Sport dates are subject to change.
<b>Toetse mag nie op 'n ander dag of tyd geskryf word nie. Slegs 'n doktersbrief, begrafnisbrief of hofdatum sal as verskoning aanvaar word. Let daarop dat daar op die dag voor 'n langnaweek of vakansie 'n toets geskryf sal word.</b>	<b>Tests may not be written on a different day or at a different time. Only a doctor's letter, funeral letter or court date will be accepted. Please note that a test will be written on the day before a long weekend or holiday.</b>
Die Seegerhek sluit om 07:30. In die middag moet leerders die skool by die boonste hek of die Seegerhek verlaat. Na 14:15 sal slegs die Seegerhek oop wees.	The Seeger gate will close at 07:30. In the afternoons, learners need to leave the school through the top gate or the Seeger gate. After 14:15, only the Seeger gate will be open.

<b>REGISTREER OP D6+ CONNECT: Stap-vir-stap-installasiegids vir die d6 Connect-Toepassing</b>	<b>REGISTER ON D6+ CONNECT: Step-by-step guide on how to download the d6 Connect App</b>
1. Besoek die Google Play of iTunes App Stores.	1. Visit the Google Play store or iTunes App Store.
2. Soek en selekteer "d6 Connect".	2. Search and select "d6 Connect".
3. Kliek die "Install"-knoppie.	3. Click the "Install" button.
4. Kliek "Open" sodra die toepassing geïnstalleer is.	4. Click "Open" once the application is installed.
5. Kliek "Register".	5. Click "Register".
6. Vul die nodige velde in en selekteer die "T&C's" om voort te gaan.	6. Fill in the required fields and select "T&C's" to continue.
7. 'n Boodskap sal verskyn wat bevestig dat 'n "OTP" (One Time Pin) per sms na die geregistreerde toestel gestuur is.	7. A message will appear stating that an "OTP" (One Time Pin) has been sent via sms to the device registered.
8. Kliek "OK" om voort te gaan.	8. Click "OK" to continue.
9. Tik die "OTP" in en kliek "Submit".	9. Enter the "OTP" and "Submit".
10. Kliek die "Menu"-simbool in die linker-boonste hoek van die toepassing en kliek op "Connect".	10. Select the "Menu" icon in the top left corner and click on "Connect".
11. Kliek "Token" indien u reeds 'n "Token"-nommer het, vul die nommer in en kies "Connect".	11. Click on "Token" if you have been sent a token number, enter it and select "Connect".
12. Indien u nie 'n "Token"-nommer het nie, kliek op "Leerder".	12. If you do not have a token, click on "Learner".
13. U kan nou u kind(ers) "link" met u profiel deur die nodige velde te voltooi.	13. You can now link your child/children to your profile by completing the relevant fields.

## CODE OF CONDUCT

**LEARNERS WEARING THE INCORRECT SCHOOL UNIFORM AND WITHOUT A SCHOOL DIARY MAY BE ASKED TO LEAVE THE SCHOOL PREMISES. REPEATED OFFENCE OF THE CODE OF CONDUCT CAN LEAD DIRECTLY TO A DISCIPLINARY HEARING.**

### DRESS AND PERSONAL APPEARANCE

- Winter uniform: 01 May – 31 August.
- A jersey may only be worn under a school blazer in winter. A jersey may not be worn without a blazer.
- Learners must be clean and neat at all times.
- Learners may not leave the school premises unless they are correctly dressed, either in their uniform or sportswear.
- Learners have to follow uniform rules at all times.
- **THE SCHOOL UNIFORM MUST BE WORN TO ALL SCHOOL FUNCTIONS.**
- **School rules apply at all school functions, as well as after school when the learners are still dressed in uniform.**
- **If the learners do not look neat, we reserve the right to alter any school rule as deemed necessary.**
- **A supporter shirt and long blue denim (no jeggings, white or any other colour denims allowed, no torn/ripped pants are allowed) with closed shoes may be worn on days as announced by the principal. No other pants are allowed, for example, tracksuit pants. NO undergarments may be visible. On these days, only Marais Viljoen tracksuit tops, white first team jackets and provincial jackets may be worn. NO JERSEYS ALLOWED. No sandals allowed.**

**NO BLAZERS, JACKETS OR JERSEYS – OTHER THAN THOSE SPECIFIED BY THE SCHOOL REGULATIONS MAY EVER BE WORN TO SCHOOL.**

No item of clothing on which the school badge or school colours appear, may be sold or given to any other person (except relatives, other full-time learners or the school's swap shop). Our uniform and colours are our pride, and they may not land in the wrong hands.

## BOYS UNIFORM

### 1 SHIRT

- White short-sleeved shirt and pullover, with or without a school tie.
- Standard white long-sleeved shirt with collar, with a school tie, pullover and a blazer.
- If a short-sleeved shirt is worn under a blazer, a tie must be worn.
- **No shirts may hang out.**
- **A white t-shirt with no printing may be worn under a school shirt.**
- A tie has to be worn with a shirt, with a buttoned top button.

### 2 TIE

- A tie is compulsory with the blazer or a long sleeved shirt.
- The prescribed striped tie is compulsory for all learners in winter.
- From grade 9 only those learners who have received colours may wear the blue tie.
- The top button of the shirt must be done.

### 3 PANTS

- Standard grey shorts. (Do not alter long trousers into shorts).
- If preferred, long grey trousers of which the width of the hem is at least 20cm, may be worn.
- Only a black belt with a small black buckle is allowed. No ornamental belts or buckles.
- Boxer shorts / ski pants may not be visible.

### 4 SHOES

- Only **BLACK** leather shoes (no suede shoes allowed).
- No fashion shoes are permitted, e.g. platform and pointed shoes.
- No takkies/sneakers/trainers.
- Slip-ons must have a visible heel. No wedge heels allowed.
- **Lace up shoes must have black laces and must be properly laced up.**
- **If there is a medical foot problem, a doctor's note must be submitted.**
- **Learners may not write on their shoes with Tippex or with any other substance.**
- **School shoes are compulsory.**

### 5 SOCKS

- **Long grey school socks** are worn with the **shorts**.
- With **trousers, only grey school socks** may be worn. No white or any other coloured socks are permitted.
- No secret socks are allowed.

### 6 JERSEY

- A school pullover must be worn with the white short-sleeved shirt, with or without a tie. When a blazer is worn, a pullover is still compulsory.
- The long-sleeved school jersey must be worn with a tie and blazer, and is only allowed from 01 May – 31 August. **No sleeves may be pushed up.**

### 7 BLAZER

- A blazer is not compulsory during the summer months.
- It is compulsory for the management team to wear blazers throughout the year.
- The school badge on the blazer pocket is compulsory.
- When a blazer is worn, a tie must be worn.
- No pin-on badges, other than those permitted by the school for the specific year (such as 100% Marais Viljoen, Marais Viljoen heart, Marais Viljoen Generation Button, Management Team button, SCA badge, LRC badge and Top 10 badge (current term)) may be worn. Learners who have received provincial colours may wear such a badge only with permission. This badge must be earned.

### 8 SPORTSWEAR

- **Athletics:** Full tracksuit after participation.
- **Rugby & Hockey:** Full school uniform after participation.
- **Cricket:** School blazer with cricket uniform after participation.
- Matches during the week: learners change after school.

### 9 HAIR

- No "steps" are allowed. (No clear incised line or patterns are allowed.)
- If hair is shaved with a no. 2 (or less) comb, no other section of hair may be longer than 5cm.
- A normal combed hairstyle may not be longer than 8cm and may not touch the collar, ears or eyebrows.
- "Sidies" may not be longer than the middle of the ear.
- Hair may not be "gelled" or "moussed" back to conceal incorrect long hair.
- **Hair may not be dyed – no "highlights" or "low-lights". If this is done, hair must be shaved with a no. 2 comb, and be kept that way until it is according to the rules.**
- No hair extensions may be worn.

- No "dreadlocks", "pineapple ponies" or any other style, which causes the hair to stand up unnaturally, is permitted.
- "Spikes" or hair standing up, may not be longer than 3cm. "Plaits/braids" have to cover the whole head and may not have a tail.
- No hair clips or combs in the hair are allowed.
- A "mohawk"/"mullet" that does not blend in, is not allowed. No line/v-shape may be cut into hair in the back. No patterns may be cut into hair.
- No extreme hairstyles/woven patterns are permitted.
- No bandanas or durags allowed.
- **No hairstyle cut with a comb smaller than a no. 2 comb will be allowed.**

#### 10 SCHOOL CASES

- Graffiti and stickers are not permitted on cases.
- Cases must be large enough to fit the required books for the day.
- Traditional cases are recommended – fashion bags and cases are undesirable.
- Cases must have re-enforcing to offer protection for books.

#### 11 MV SCARF

- The scarf may only be worn as part of the winter uniform (01 May – 31 August).
- The yellow scarf is only for learners with honorary colours and can only be bought with a letter from the sport office. Incorrect yellow scarves will be confiscated, and returned to the rightful owner.
- Only matric scarf may be worn throughout the year.
- No scarves allowed in exam venues.

#### 12 GENERAL

- Nails must be kept short, neat and clean.
- Only standard wrist watches are allowed. No other jewellery such as necklaces, bracelets, leather bands, silicon bands etc. are permitted.
- **Shirts must be tucked in at all times.**
- All boys are to be **shaved**. If not, they will be sent to room 1 to do so. No beards or moustaches are allowed.
- No earrings, tongue rings or nose rings may be worn.
- **No tattoos are permitted. If a learner has a tattoo, it may not be visible and must be covered. This also applies to civvie days.**
- No make-up or hair clips allowed.
- Eyebrows may not be shaven.
- No beanies or ear muffs are allowed.

#### 13 CIVVIE DAYS – BOYS

- No earrings or make-up allowed.
- Tattoos may not be visible.
- All school rules apply.
- No sleeveless shirts.

#### 14 GRADE 12 PRIVILEGES

- Separate cloakroom.
- Matric pullover, tie and scarf.
- Matric scarf (throughout the year).

## GIRLS UNIFORM

#### 1 DRESS

- Royal blue school dress.
- Length of dress: 15cm from floor when in a kneeling position.
- The dress may not be made narrower.
- No safety pins or belts may be used to shorten the dress.
- Skirts are not allowed.

#### 2 BLOUSE

- White, short-sleeved, open-neck blouse.
- **Standard white long-sleeved shirt with a tie and black ballet tights must be worn with a blazer.**
- Shirts must be tucked in.
- The school shirt may not be worn over the dress.

#### 3 TIE

- A tie is worn only with winter uniform.
- The prescribed striped tie is compulsory in winter for all learners.
- From Grade 9, only learners who have received colours may wear the plain blue tie.

#### 4 PANTS

- Standard grey long trousers (**regular fit**). No hipsters are allowed.
- **Pants may not be tapered.**
- If trousers are worn, a school pullover must be worn AT ALL TIMES.
- Only standard grey socks are to be worn with the trousers.

#### 5 SHOES

- Only black lace-ups, buckle shoes or "Baby Dolls".
- No fashion shoes e.g. ballet shoes/pumps are permitted.
- Only the school shoe style or health shoes may be worn.
- **Lace-up shoes must have black laces and must be properly laced up.**
- **Shoes that are not according to school rules will be confiscated and may only be collected at the end of the year. If there is a medical foot problem, a doctor's note must be submitted.**
- **Learners may not write on their shoes with Tippex or with any other substance.**
- **School shoes are compulsory.**

#### 6 HOSIERY

- Summer dress: short white socks.
- When a girl wears black ballet tights, a tie and blazer must be worn. When a girl wears black ballet tights, she may not wear a short-sleeved shirt. No black tights may be worn in summer. No ordinary pantyhose or stockings may be worn with the dress.
- With the trousers: standard grey socks. No white or any other colour is allowed.
- White socks are not allowed under stockings in winter.

#### 7 BLAZER

- A blazer is not compulsory during the summer months.
  - It is compulsory for the management team to wear blazers throughout the year.
  - The school badge on the pocket is compulsory.
- No other pin-on badges, besides the school badges for the specific year (such as 100% Marais Viljoen, Marais Viljoen heart, Marais Viljoen Genetarian Button, Management Team button, SCA badge, LRC badge and Top 10 badge (current term) may be worn. Learners who have received provincial or national colours may, only with permission, wear such a badge. This badge must be earned. Badges not according to the rules will be confiscated until the end of the year.

## 8 JERSEY

- A school pullover may be worn with the white short-sleeved school shirt without a tie.
- The long-sleeved school jersey may only be worn from 01 May – 31 August with the blazer and tie.
- **No sleeves may be pushed up.**
- Pullover must hang over pants.

## 9 SPORTSWEAR

- **Athletics:** Full tracksuit after participation.
- **Netball & Hockey:** Full school uniform after participation.
- Matches during the week: learners change after school.

## 10 HAIR

**Mrs. E. De Villiers and Mrs. V. Prinsloo will be available for any enquiries for hair.**

- No "undercuts" are permitted.
- Nothing less than a no. 3 comb may be used to cut the hair.
- Long hair and hair that touches the bottom of the folded-down collar of the white shirt, must be tied tight to the head. **(No "bird's nests".)**
- Fringes may not hang in the eyes.
- If a fringe is being grown, it must be pinned out of the face.
- Hair accessories may only be **plain royal blue, yellow or black.**
- White hair accessories may only be worn by Gr.12's.
- Hair may not be coloured, tinted or bleached – no "high-lights" or "low-lights". Coloured hair will get demerits, and is then dealt with by Mrs. E. De Villiers and Mrs. V. Prinsloo by way of a letter in a diary.
- Extension pieces, of the same colour as the natural hair, is acceptable. However, the same rules apply for long hair.
- No "dreadlocks" or "pineapple ponies" is permitted. "Spikes" may not be longer than 3cm.
- Hair should be tied out of the face.
- Hair standing up may not be longer than 3cm.
- No extreme hairstyles are allowed.
- No patterns may be cut or woven into hair.
- Extreme plaits or "weaves" are not allowed.
- No combs are allowed in hair.
- A big difference in length from one side to the other is not allowed.
- "Ombre" is not allowed.
- No bandanas are allowed.

## 11 NAILS

- Nails may not be visible when viewed from the palm-side.
- Colourless nail varnish is permitted ("pearly" varnish is not permitted).
- "Gel", "tips" and "French manicure" are not permitted.

## 12 MV SCARF

- The scarf may only be worn as part of the winter uniform. (01May – 31 August).
- The yellow scarf is only for learners with honorary colours and can only be bought with a letter from the sport office. Incorrect scarves will be confiscated, and returned to the rightful owner.
- Only matric scarf may be worn throughout the year.
- No scarves allowed in exam venues.

## 13 MAKE-UP

- **No** make-up is permitted with school uniform. Make-up will be removed by the learner.
- **No base/foundation allowed.**
- **NO PERMANENT MAKE-UP IS PERMITTED.**
- **NO COLOURED / SHINY LIP BALM IS PERMITTED.**
- **No** tattoos are allowed. If a learner has a tattoo, it may not be visible and must be covered.
- **No false eyelashes.**

## 14 JEWELLERY

Only standard wrist watches are allowed. **No other jewellery such as necklaces, bracelets, leather bands, silicon bands etc. is permitted. No piercing on the face for any jewellery (including tongue rings) are permitted.**

### 14.1 RINGS

- Only **ONE** signet ring is permitted.
- No piercings on the face for any jewellery (including tongue rings) are permitted.
- No earrings, tongue rings or nose rings may be worn.
- No tattoos allowed and if a learner has a tattoo, it may not be visible. This rule is to be followed on civvies day too.

### 14.2 EARRINGS

- Only **ONE** pair of identical earrings is permitted.
- The earrings may only be worn in the middle in the fleshy portion of the earlobe.
- Only plain studs (the kind used for piercing – no round ball type) **without stones are permitted.**
- Smooth "sleepers" without ornamentation, are to be 13mm in diameter (standard size). No wide "sleepers" may be worn.

## 15 CIVVIE DAYS – GIRLS

- No see-through clothes/low neck lines.
- No spaghetti straps or crop tops.
- No open and bare tummies.
- No bare backs or shoulders.
- No slippers are allowed.
- No mini skirts/shorts/dresses. Only knee length shorts, long pants and dresses in the middle of the thigh or longer is allowed.
- If girls wear leggings, their tops must reach the middle of their thighs.
- All school rules apply.
- If a girl does not adhere to these specifications, the parents will be phoned and the girl may be sent home.

## 16 GRADE 12 PRIVILEGES

- Separate cloakroom.
- Very light streaks and natural colours in hair after it has been discussed with **Mrs. E. De Villiers and Mrs. V. Prinsloo.**
- Natural French manicure with short nails.
- Pearl earrings with diameter no bigger than 5mm.
- Matric pullover, tie and matric scarf.
- Matric scarf (throughout the year).
- White hair accessories.

## GENERAL BEHAVIOUR

- **SHOULD A LEARNER NOT COMPLY WITH THE DRESS CODE, HIS/HER PARENTS WILL BE CONTACTED TO FETCH HIM/HER SO THAT THE PROBLEM CAN BE RECTIFIED.**
- **ONLY ENGLISH AND AFRIKAANS IS ALLOWED AS LANGUAGES FOR COMMUNICATION AT THE SCHOOL.**
- **THE CODE OF CONDUCT ALREADY SERVES AS A WARNING, THEREFORE DEMERITS MAY BE DEDUCTED WITHOUT PRIOR WARNING. CODE OF CONDUCT AND PENALTY SYSTEM ALSO APPLIES DURING TOURS OR CAMPS ORGANISED BY THE SCHOOL.**



## 1. SCHOOL AND ALL PUBLIC FUNCTIONS

- Learners are expected to be loyal and must attend all school functions.
- Learners must be courteous towards all visitors to the school.
- Learners must not be guilty of any misconduct on or outside of the school premises.
- Buses, public places and school premises must always be left clean and tidy.
- Earrings and all other jewellery is always forbidden for the boys.
- For transgressions committed in school uniform, outside the school grounds, the demerit system will apply.
- Learners may not extort money from other learners.
- No boom boxes are allowed. Boom boxes will be confiscated and given back to parents.

## 2. GENERAL

- Cigarettes, electronic cigarettes/vaporizers, alcohol, drugs or any form thereof as well as pornographic material is strictly prohibited for all learners and visitors to the school. If anyone is in possession of the forementioned prohibited items, it will be confiscated and not returned. It is a **criminal offence if a learner is in possession of pornography**. If cigarettes, a vape or even a cigarette lighter, is found in the possession of any learner, it will be deemed that the learner smokes. **Hubbly or vape is not allowed on the school premises, during functions or at activities organised by the school. It is seen as the same type of offence as smoking and will be dealt with in the same manner.** If any learner is caught with any of the above-mentioned in his/her possession, disciplinary action will be taken. To use any of the above outside school hours, in school uniform, is also an offence. No learner may be under the influence of alcohol or prohibited substances on the school grounds.
- Playing cards/gambling is not allowed on the school grounds.
- **No physical contact in the form of hugging, holding hands, necking, kissing, etc. is permitted between learners during school hours or at any time in public while dressed in school uniform.**
- No crude language will be tolerated.
- The boys are not to stand or walk with their hands in their pockets.
- Shirts must be tucked in at all times.
- Teachers and the Management Team are to be treated with due respect.
- No racist or hurtful remarks, grievous bodily harm, fighting, intimidation, inciting, threats (physical or verbal) are to be made towards any staff member or other learners. During a fight the learners who incite the fighters and persons who record/video the fight will be investigated and punished.
- No learner may sell any products on the school grounds. All stock will be confiscated.
- No orders to be delivered to school are allowed (eg. food). Nothing may be handed over or received through the palisades.
- Mobile phones/electronic device/MP3/MP4 or IPODs may not be visible at all on school grounds or in classrooms, including during detention – only recess and after school. All phones must be turned off and packed away during class time. **If a phone falls out of a learner's pocket, it does not count as an excuse.**
- The use of cellphones and headphones/earphones during class is strictly prohibited.
- A cellphone may only be used during breaks or after school.
- If a learner is found guilty of using a cellphone during class time, the cellphone will be confiscated and kept in the safe for 3 weeks (SIM cards may not be removed).
- Learners' cellphones are brought to school at their own risk.
- Cellphones may not be charged in classrooms.
- Parents – please note that these rules are non-negotiable and not open to discussion.
- **Learners may not manipulate data projectors or aircons by using a smart phone.**
- No pets are to be brought to school.
- Hitch-hiking by learners in school uniform is strictly forbidden.
- Only learners with valid driver's licences and parking discs are allowed to park in the enclosure, and the gate in Bodmin Street is to be used. If a learner is late for school he/she will have to park outside the school premises. No learner may ride any form of bicycle or motorbike on the main school premises. Bicycles, as well as motorbikes, are to be locked in the bike shed and must be removed directly after school.

- Parents are requested not to drop or pick up learners on the premises or in the entrance of the main gate. **Learners who have to wait for their parents or for transport after school, have to wait in the designated waiting area at the Seeger gate. The waiting area is not an after care facility. It is a central safe area for a short while to ensure that the learners are not all over the school grounds. Due to safety and security reasons, learners may not wait outside of the school grounds.**
- If a learner has to see either the principal or one of the deputy principals, he/she may do so only during breaks.
- If a learner is late for school, he/she should then go to Room 20 where he/she will inform Mrs. du Preez that he/ she is at school. If a learner needs to leave the premises early, a written request from one of the parents must be handed in at Room 20. We discourage doctor's and dentist's appointments during school hours. For security purposes parents have to fetch learners from Room 20. School hours are compulsory. **Learners may only be fetched from school early in an emergency.**
- If a learner feels unwell he/she must go to Room 20. If necessary, a letter of permission signed in Room 20 will be given to the learner to allow him/her to lie in the sickroom. Parents will be notified if it becomes necessary to fetch the learner. **No learner may phone his/her parent to be fetched from school. If this happens demerits will be given.**
- LRC members have to adhere to all school rules and demerits have to remain less than 50.
- **COLOURS AND HONOURS MAY ONLY BE WORN FROM GRADE 9.**
- No learner is allowed to move from one sport code to another during the season without the permission of the head of sport.
- If a management team/LRC member is guilty of a serious transgression, he/she will be dealt with by the disciplinary committee. This may lead to suspension of membership from the management team/LRC. If a learner in a leadership position is found guilty of a serious offence, his/her leadership position may be suspended or reserved.
- **SBA tests and/or exams on the last day of a term are compulsory. Tests not written before or after a long weekend will not be written at a later stage. Without a doctor's note a zero will be allocated.**
- Poor behaviour (demerits) may lead to forfeiting of awards, which may include wearing the white blazer.
- No weapons (including knives and flick knives) are allowed on the school grounds.
- No fireworks allowed on the school grounds. 200 demerits will be given.

## 3. CRITERIA TO BE CHOSEN AS MEMBER OF THE MANAGEMENT TEAM

The Management Team is chosen early in the third term. It remains a privilege and honour for our learners to be a member of it. These are the criteria that a learner must meet to be eligible:

- The learner must be a learner of Marais Viljoen since their Grade 10 year.
- The learner must have earned 2 loyalty scrolls.
- The learner may not have more than 50 demerits on record.
- A learner must have participated in school activities since enrollment at school, and take part in at least one extramural activity.
- We realise that learners are still in the process of maturing and do not always act responsibly. However, there are certain transgressions that can lead to immediate disqualification of a learner if they are committed during the Grade 11 or 12 year.
- Guilty of theft.
- Guilty of smoking, either in uniform or on school grounds.
- The use of alcoholic beverages on school grounds or in school uniform.
- The use of drugs.
- Guilty of dishonesty during a test or exam.
- Absent without permission (bunking).
- Any learner guilty of a Schedule 1 or Schedule 2 transgression as contained in the SA Schools' Law. A thorough investigation will be launched in each of the aforementioned instances during which all the facts will be considered.

#### 4. ABSENCE

- When a learner has been absent, he/ she is to hand in a letter, written personally by one of the parents, to Room 20.
- If a learner is absent during a test/exam/SBA, a doctor's certificate is to be handed in or e-mailed to Room 20 (annelizep@maraisviljoen.co.za) within 3 days. If not so, a zero will be allocated.
- If a learner is absent, it is his/her responsibility to catch up on all the work. Arrange with a friend to collect the work missed.
- **If a learner is absent without a valid reason, he/she may not take part in sport that afternoon.**
- If a learner arrives late, he/she has to show his/her diary to be allowed on the school premises and report to Room 20.

#### 5. IN THE CLASSROOM

- **When an adult enters a classroom, all the learners must rise and greet the visitor, and only at his/her instruction may they be seated again.**
- There is to be silence in the classroom while the visitor is present.
- When the visitor leaves, the learners need not rise again.
- Learners who misbehave must be reported.
- Bad behaviour and crude language will not be tolerated.
- Only in exceptional cases will a learner be allowed to leave the classroom during a class.
- Each learner is responsible for the desk at which he/she sits, and must see to it that the desk is kept tidy and clean at all times.
- No scribbling on desks is permitted.
- Graffiti and stickers are not allowed on cases.
- Eating and/or drinking in class is not allowed.
- No chewing gum is permitted.
- There is a wastepaper basket in each classroom, into which all scrap papers and other rubbish must be thrown.
- When the bell rings at the end of a period, the teacher will command the class to stand, to see that the desks and floor is clean, and that the desk and chairs are in the proper positions. After the learners have been greeted, they are to leave the class in an orderly fashion.
- Each day will end with prayer.
- **Teachers will be available until 15:00 every Monday afternoon for extra help.**

#### 6. DURING CHANGING OF CLASSES

- No learner is permitted to run in the passages.
- If a teacher has not arrived within 5 minutes after the bell has rung, the LRC member must immediately report it to one of the deputy principals.
- Learners may not pay in money, buy bus tickets, make phone calls or buy from the tuck shop during periods.
- **Learners must be in the next class when the second bell goes.**

#### 7. IN THE CLOAKROOMS

Cloakrooms are to be left in a clean and tidy condition.

#### 8. FIRST TEAM LOCKERS

**Lockers may not be used during school hours.**

#### 9. ON THE SCHOOL GROUNDS

- No learner is permitted on the first floor of the building during break/after school.
- No learner is permitted to be between or behind the top prefab buildings during break/after school.
- No learner is permitted in the foyer. It is not a throughway for learners.

- All rubbish, waste paper and sweet wrappings must be deposited in the rubbish bins.
- No learner is to leave the premises during school hours without a letter of permission from Room 20.
- No chewing gum is ever permitted on the premises, or at any time while a learner is in school uniform.
- All sport equipment has to be in a bag at all times.
- All learners visiting or attending school during exams, must wear the proper school uniform.
- No civvies allowed.
- The following areas are out of bounds during break:
  - A field, past the railing of the pavilion.
  - Netball/Tennis courts.
  - Down the fence behind the A Hockey field.
  - Down the fence in front of the school.
  - Behind or in between the "prefabs".
  - Multi purpose facility.
  - **Learners may only be on the main pavilion, on no other pavilion whatsoever.**
  - Martie Heystek building.
- After 14:30 learners have to wait in the designated waiting area. No one is allowed to wait outside the school grounds, on the corners, at the creche or at the dentist.

#### 10. ENTRANCE TO THE PREMISES

Access to the school ground is at your own risk. School reserves the right of access. Please note that the school has 24 hours CCTV. Learners have to remain inside the school grounds once they have entered. They may not leave before the end of the school day, unless they are signed out. After school, learners may leave the school grounds from the top gate in Cradock Street only until 14:30. After 14:30 they may only leave the school premises from the Seeger gate. All other gates will be closed.

#### 11. LINE UP

- **No school bags at line-up.**
- No eating or drinking allowed during line-up.
- No earphones allowed at line up.

## GEDRAGSKODE

**LEERDERS SONDER 'N SKOOLDAGBOEK EN/OF MET VERKEERDE SKOOLDRAG KAN GEVRA WORD OM DIE TERREIN TE VERLAAT. HERHAALDELIKE OORTREDING VAN DIE GEDRAGSKODE KAN TOT 'N DIREKTE DIS-SIPLINÊRE VERHOOR LEI .**

#### A KLEREDRAG EN PERSOONLIKE VOORKOMS

- Wintersdrag: 01 Mei – 31 Augustus.
  - 'n Trui mag slegs in die winter onder 'n skoolbaadjie gedra word. 'n Trui mag nie sonder 'n baadjie gedra word nie.
  - Leerders moet te alle tye netjies en skoon wees.
  - Leerders mag nie die skoolterrein verlaat nie, tensy hulle behoorlik geklee is, hetsy in skool- of sportdrag.
  - Leerders moet te alle tye aan uniformreëls voldoen.
  - **SKOOLDRAG MOET MET ALLE SKOOLFUNKSIES GEDRA WORD.**
  - **Alle reëls geld by alle skoolfunksies, asook na skool, waar die leerders nog in hul skooldrag geklee is.**
  - **Ons behou ons die reg voor om enige skoolreël te verander, indien die leerders nie netjies lyk nie.**
- 'n Ondersteunersshemp en 'n lang blou denim (geen jeggings, geskeurde broeke of enige ander kleure is toelaatbaar nie) met toe skoene mag op dae, soos deur die hoof aangekondig, gedra .**

- **word. Geen ander broeke soos sweetpakkroeke mag gedra word nie. Geen onderklere mag sigbaar wees nie. Op sulke dae mag 'n sweetpakkroeke, wit eerstepanbaadjies en provinsiale baadjies gedra word. GEEN TRUIE NIE. Geen plakkies of sandale nie.**

## GEEN ANDER BAADJIES OF TRUIE, BEHALWE SOOS BY SKOOLDRAG UITEENGESIT, MAG OOIIT GEDRA

### WORD NIE.

Geen kledingstuk waarop die skoolwapen verskyn, mag aan enigiemand anders (behalwe bloedverwante, ander voltydse leerders van die skool of die skool se klerebank) verkoop of geskenk word nie. Hierdie klere is ons trots en dit mag nie in verkeerde hande beland nie.

## SEUNSONIFORM

### 1 HEMP

- Wit, kortmoukoolhempe met of sonder 'n skooldas.
- Standaard wit langmouhempe met 'n kraag, 'n skooldas en 'n baadjie.
- As 'n kortmouhempe onder 'n baadjie gedra word, moet 'n das gedra word.
- **Geen hemp mag uithang nie.**
- 'n **Wit T-hemp sonder enige drukwerk, mag onder 'n skoolhempe gedra word.**
- 'n Das moet saam met 'n dashempe gedra word.

### 2 DAS

- 'n Das moet saam met die skoolbaadjie of 'n langmouhempe gedra word.
- Die voorgeskrywe gestreepte das is verpligtend vir alle leerders in die winter.
- Vanaf graad 9 mag slegs die leerders wat kleure ontvang het, die effebloou das dra.
- Die boonste knoop van die hemp moet vas wees.

### 3 BROEK

- Standaard grys kortbroek. (Nie afgesnyde langbroek nie.)
- Indien so verkies, mag 'n standaard grys langbroek, waarvan die wydte van die pyp minstens 20cm is, gedra word.
- Slegs 'n swart belt met 'n klein gespe mag gedra word. Geen ornamentele gespes of ander versierings op belde nie.
- "Boxer Shorts"/ "ski pants" mag nie sigbaar wees nie.

### 4 SKOENE

- Slegs SWART leerskoene (seemsleerskoene word nie toegelaat nie).
- Geen modeskoene, bv. platforms en skerppuntskoene, word toegelaat nie.
- Geen tekkies/"sneakers"/"trainers" word toegelaat nie.
- "Slip-ons" moet 'n duidelike hak hê. Wighakke is ontoelaatbaar.
- **Veterskoene moet swart veters hê en behoorlik vasgemaak wees.**
- **In die geval van 'n voetprobleem, is 'n doktersbrief nodig.**
- **Leerders mag nie met Tippex (of enige iets anders) op hulle skoene skryf nie.**
- **Skoelkoene is verpligtend.**

### 5 KOUSE

- By 'n kortbroek moet **lang, grys skoolkouse** gedra word.
- By 'n langbroek moet **grys skoolkouse** gedra word – wit of ander kleure word nie toegelaat nie.
- Geen "secret socks" word toegelaat nie.

### 6 TRUI

- 'n Moulose skool- "pullover" (oortrektrui) moet met die wit, kortmouhempe, met of sonder 'n das, gedra word. Indien 'n skoolbaadjie gedra word, is die oortrektrui nog steeds verpligtend.
- Die langmoukooltrui moet met 'n das en baadjie, slegs van 01 Mei – 31 Augustus, gedra word. **Die moue van 'n trui mag nie opgestoot word nie.**

### 7 SKOOLBAADJIE

- Die dra van 'n skoolbaadjie in die somer is nie verpligtend nie.
- Die Bestuurspan is verplig om regdeur die jaar 'n skoolbaadjie te dra.
- Die skoolwapen op die sak is verpligtend.
- As 'n baadjie gedra word, moet 'n das gedra word.
- Geen ander aansteekwapens as deur die skool vir die huidige jaar toegelaat (soos 100% Marais Viljoen, Marais Viljoen-hartjie, Marais Viljoen-generasieknoopie, Bestuurspanknoopie, CSV-speldjie, VLR-speldjie en die betrokke kwartaal se Top 10-speldjie) is toelaatbaar nie. Slegs leerders wat provinsiale of nasionale aansteekwapens ontvang het, mag, met toestemming, so iets dra. So 'n wapen moet verwerf word. Aansteekwapens wat nie aan hierdie voorskrifte voldoen nie, sal tot aan die einde van die jaar gekonfiseer word.

### 8 SPORTDRAG

- **Atletiek:** Volledige sweetpak na deelname.
- **Rugby en hokkie:** Volledige skoolklere ná deelname.
- **Krieket:** Skoolbaadjie saam met krieketdrag na deelname.
- Wedstryde gedurende die week: Leerders verkleed eers na skool.

### 9 HARE

- Geen "steps" is toelaatbaar nie. (Geen duidelike ingesnyde lyn of patrone is toelaatbaar nie.)
- As die hare met 'n nommer 2-kammetjie geskeer word, mag dit nêrens op die kop langer as 5cm wees nie.
- 'n Gewone platgekamde haarstyl mag nie langer as 8cm wees nie, en mag nie aan die kraag, ore of wenkbroue raak nie.
- "Sidies" mag nie langer as die middelknoppie van die oor wees nie.
- Hare mag nie agtertoe "gejel" of "gemousse" word om té lang hare te versteek nie.
- **Hare mag nie gekleur word nie. Geen "high-lights" of "low-lights" nie. Indien dit wel gedoen word, moet dit met 'n nommer 2-kammetjie geskeer en so gehou word, totdat dit reg is.**
- Geen verlengstukke mag gedra word nie.
- Geen "dreadlocks", "pineapple ponies", of enige ander styl wat die hare onnatuurlik regop laat staan, word toegelaat nie.
- "Spikes" of hare wat regop staan, mag nie langer as 3cm wees nie en "plaits"/vlegsels moet die hele kop bedek en mag nie 'n "stertjie" hê nie.
- Haarknipies of kamme word nie in die hare toegelaat nie.
- Geen "mohawk"/"mullet", wat nie egalig ingesny is, word toegelaat nie. Geen duidelike lyn of 'n v-vorm agter in die hare word toegelaat nie. Patrone mag nie in hare ingesny word nie.
- Geen uitspattige haarstyle of ingeweefde patrone word toegelaat nie.
- Bandanas of durags word nie toegelaat nie.
- **Geen haarstyl mag korter as met 'n nommer 2-kammetjie geskeer word nie.**

### 10 SKOOLTASSE

- Graffiti en plakkers word nie op tasse toegelaat nie.
- Skooltasse moet groot genoeg wees sodat die nodige boeke vir 'n dag inpas.
- Tradisionele skooltasse word aanbeveel – modetasse word ten sterkste afgekeur.
- Tasse moet versterk wees om boeke te beskerm.

## 11 MV-SERP

- Die serp mag slegs saam met wintersdrag gedra word (01 Mei – 31 Augustus).
- Die geel serp is slegs vir leerders met erekleure en kan slegs gekoop word met 'n brief van die sportkantoor. Geel serpe wat wederregtelik gedra word, sal gekonfiskeer word en aan die eienaar terugbesorg word.
- Net die matriekserp mag die hele jaar gedra word.
- Geen serpe in eksamenlokale nie.

## 12 ALGEMEEN

- Naels moet netjies, kort en versorg wees.
- Slegs standaard armhorlosies. Geen ander juwele soos hangertjies, armbande, leertoutjies, silikoon arm bande, ens. is toelaatbaar nie.
- **Hemde moet te alle tye ingesteek wees.**
- Alle seuns moet **geskeer** wees. Indien nie, sal die leerder na kamer 1 gestuur word om te skeer. Geen baarde of snorre word toegelaat nie.
- Geen oor-, tong- en/of neusringe mag gedra word nie.
- **Geen tatoeëring word toegelaat nie en indien 'n leerder wel 'n tatoeëermerk het, mag dit nie sigbaar wees nie. Hierdie reël geld ook vir civvie-dae.**
- Geen grimering of haarknippies word toegelaat nie.
- Wenkbroue mag nie geskeer word nie.
- Geen "beanies" of oormoffies word toegelaat nie.

## 13 CIVVIEDAE - SEUNS

- Geen oorbelle en grimering nie.
- Tatoeëermerke mag nie sigbaar wees nie.
- Alle skoolreëls geld.
- Geen moulose hemde nie.

## 14 GRAAD 12-VOORREGTE

- Eie kleedkamer.
- Matriek-"pullover", das en serp.
- Matriekserp (regdeur die jaar).

# DOGTERSUNIFORM

## 1 ROK

- Koningsblou skoolrok.
- Lengte van rok: 15cm vanaf die grond, gemeet in 'n knielende posisie.
- Die skoolrok mag nie nouer gemaak word nie.
- Geen spelde/belde mag gebruik word om die rokke korter te maak nie.
- Rompies is nie toelaatbaar nie.

## 2 BLOES

- Wit, kortmoubloes met 'n oopslaankraag.
- **Standaard wit langmouhemp met 'n das en swart sykouse moet saam met 'n baadjie gedra word.**
- Geen hemp mag uithang nie.
- Die skoolhemp mag nie oor die rok gedra word nie.

## 3 DAS

- 'n Das word slegs saam met wintersdrag gedra.
- Die voorgeskrewe, gestreepte das is verpligtend vir alle leerders in die winter.
- Vanaf graad 9 mag slegs die leerders wat kleure ontvang het, die effeblou das dra.

## 4 LANGBROEK

- Standaard grys langbroek ("**regular fit**"). Geen "hipsters" mag gedra word nie.
- **Broeke mag nie afgestik word nie.**
- As 'n langbroek gedra word, moet die skool-"pullover" (oortrektrui) TE ALLE TYE gedra word.
- Slegs standaard grys sokkies saam met 'n langbroek.

## 5 SKOENE

- Slegs swart toerygskoene, gespeskoene of "Baby Dolls".
- Geen modeskoene, bv. balletskoene/"pumps", word toegelaat nie.
- Skoolskoene van gesondheidsmake mag gedra word.
- **Veterskoene moet swart veters hê en behoorlik vasgemaak wees.**
- **Skoene wat nie volgens skoolreëls is nie, sal gekonfiskeer word en kan eers aan die einde van die jaar afgehaal word. In die geval van 'n voetprobleem, is 'n doktersbrief nodig.**
- **Leerders mag nie met Tippex of enige iets anders op hulle skoene skryf nie.**
- **Skoolskoene is verpligtend.**

## 6 KOUSE

- Somersdrag: wit sokkies.
- Wanneer 'n dogter swart sykouse dra, moet sy 'n baadjie en 'n das daarby dra. 'n Dogter mag nie 'n kortmouhemp saam met swart sykouse dra nie. Geen swart kouse mag gedurende die somerseisoen gedra word nie. Geen gewone sykouse mag by die rok gedra word nie.
- By die langbroek: standaard grys kouse/sokkies. Geen wit of gekleurde kouse word toegelaat nie.
- Wit sokkies mag nie in die winter onder sykouse gedra word nie.

## 7 SKOOLBAADJIE

- Die dra van 'n skoolbaadjie in die somer is nie verpligtend nie.
- Die Bestuurspan is verplig om regdeur die jaar 'n skoolbaadjie te dra.
- Die skoolwapen op die sak is verpligtend.
- Geen ander aansteekwapens as deur die skool vir die huidige jaar voorgeskryf (soos 100% Marais Viljoen, Marais Viljoen-hartjie, Marais Viljoen-generasieknoopie, Bestuurspanknoopie, CSV-speldjie, VLR-speldjie en die betrokke kwartaal se Top 10-speldjie), word toegelaat nie. Slegs leerders wat provinsiale of nasionale aansteekwapens ontvang het, mag met toestemming, so iets dra. So 'n wapen moet verwerf word. Aansteekwapens wat nie aan hierdie voorskrifte voldoen nie, sal tot aan die einde van die jaar gekonfiskeer word.

## 8 TRUI

- 'n Skool -"pullover" (oortrektrui) mag met die wit kortmoubloes, sonder 'n das, gedra word.
- Die langmoukooltrui mag slegs met 'n baadjie en das vanaf 01 Mei tot 31 Augustus gedra word.
- Geen moue van 'n trui of baadjie mag opgestoot word nie.
- Die oortrektrui moet oor die broek hang.

## 9 SPORTDRAG

- **Atletiek:** Volledige sweetpak na deelname.
- **Netbal en hokkie:** Volledige skoolklere na deelname.
- Wedstryde gedurende die week: leerders verkleed eers na skool.

## 10 HARE

**Mev. E. de Villiers en mev. V. Prinsloo sal beskikbaar wees vir navrae oor hare.**

- Geen "undercuts" word toegelaat nie.
- Hare mag nie korter as 'n no. 3-kammetjie geskeer word nie.
- Lang hare en hare/ verlengings wat aan die onderste gedeelte van die omvou van die hemp se kraag raak, moet stewig teen die kop met 'n rekkie vasgebind word. **(Geen kraaineste nie.)**
- Kuiwe mag nie in die oë hang nie.
- As die kuif uitgegroeï word, moet dit weg van die gesig vasgemaak word.

- Haarversierings mag slegs **koningsblou (royal blue), geel of swart** wees.
- Wit haarversierings mag slegs deur gr.12's gedra word.
- Hare mag nie gekleur, getint of gebleik word nie - geen "high-lights" of "low-lights" nie. Vir gekleurde hare sal strafpunte toegeken word en deur mev. E. de Villiers en mev. V. Prinsloo, deur middel van 'n nota agter in die dagboek, hanteer word.
- Verlengstukke, met dieselfde kleur as die natuurlike hare, is toelaatbaar. Dieselfde reëls geld egter hier soos vir lang hare.
- Geen "dreadlocks" of "pineapple ponies" word toegelaat nie. "Spikes" mag nie langer as 3cm wees nie.
- Hare moet uit die gesig vasgesteek word.
- Hare wat regop staan, mag nie langer as 3cm wees nie.
- Geen uitspattige haarstyle word toegelaat nie.
- Patrone mag nie in hare gesny word nie.
- Uitspattige vlegsels of "weaves" word nie toegelaat nie.
- Geen kamme word in die hare toegelaat nie.
- Groot verskille in lengte van een kant na die ander, word nie toegelaat nie.
- "Ombre" word nie toegelaat nie.
- Geen bandanas word toegelaat nie.

## 11 NAELS

- Naels mag nie oorsteek as daar van die handpalmkant gekyk word nie.
- Kleurlose naellak mag gedra word ("Pearly" naellak is verbode).
- "Gel", "tips" of "French manicure" word nie toegelaat nie.

## 12 MV-SERP

- Die serp mag slegs saam met wintersdrag (01 Mei – 31 Augustus) gedra word.
- Die geel serp is slegs vir leerders met erekleure en kan slegs met 'n brief van die sportkantoor gekoop word. Geel serpe wat wederregtelik gedra word, sal gekonfiskeer word en aan die eienaar terugbesorg word.
- Net die matriekserp mag die hele jaar gedra word.
- Geen serpe in eksamenlokale nie.

## 13 GRIMERING

- **Geen** grimering mag met skooldrag gedra word nie. Dit moet verwyder word.
- **Geen "base" (onderlaag) word toegelaat nie.**
- **GEEN PERMANENTE GRIMERING WORD TOEGELAAT NIE.**
- **GEEN GEKLEURDE/BLINK "LIP ICE" WORD TOEGELAAT NIE.**
- **Geen** tatoeëring word toegelaat nie en indien 'n leerder wel 'n tatoeëermerk het, mag dit nie sigbaar wees nie.
- **Geen vals oogwimpers nie.**

## 14 JUWELE

Slegs standaard armhorlosies. Geen ander juwele soos hangertjies, armbande, leertoutjies, silikoon arm-bande, ens. is toelaatbaar nie. **Geen gaatjies vir enige juweliersware (insluitend tongringe) mag op enige plek in die gesig wees of aangebring word nie.**

### 14.1. RINGE

- Slegs **EEN** seëlring word toegelaat.
- Geen gaatjies vir enige juweliersware (insluitende tongringe) mag op enige plek in die gesig wees of aangebring word nie.
- Geen tong- en/of neusringe mag gedra word nie.

### 14.2. OORBELLE

- Slegs **EEN** paar identiese oorbelle mag gedra word.
- Die oorbelle moet in die middel van die oorlob gedra word, nie in oorknoppe nie.

- **Slegs "studs" sonder steentjies mag gedra word.** Slegs die "studs" wat gebruik word om gaatjies in te skiet, mag gedra word, geen ronde balletjies nie.
- Gladde "sleepers", sonder versierings, met 'n deursnee van 13mm moet gedra word (standaardgrootte). Geen breë "sleepers" mag gedra word nie.

## 15 CIVVIE-DAE - DOGTERS

- Geen deurskynende klere/lae halse nie.
- Geen spaghetti-bandjie hempies/"crop tops" nie.
- Geen oop en kaal mae nie.
- Geen kaal rûe/skouers nie.
- Geen miniropies/kortbroekies/minirokkies nie, **slegs kniebroeke**, langbroeke en rokke met aanvaarbare lengte in die **middel van die bobeen of langer**.
- Indien meisies "leggings" dra, moet die hemp tot by die middel van die bobeen kom.
- Geen pantoffels word toegelaat nie.
- Alle skoolreëls geld nog steeds.
- Indien 'n meisie nie by hierdie voorskrifte hou nie, sal die ouers geskakel word en sy mag huis toe gestuur word.

## 16 GRAAD 12-VOORREGTE

- Eie kleeedkamer.
- Baie ligte strepies en natuurlike kleure in hare nadat dit met **mev. E. de Villiers en mev. V. Prinsloo** bespreek is.
- Natuurlike "French manicure" met kort naels is toelaatbaar.
- Pêreloorkrabbertjies, nie groter as 5mm deursnee nie, is toelaatbaar.
- Matriek-pullover, das en matriekserp.
- Matriekserp (regdeur die jaar).
- Wit haarversierings.

## ALGEMENE GEDRAG

- **INDIEN 'N LEERDER NIE AAN DIE VOORKOMSREËLS VOLDOEN NIE, KAN DIE OUER GESKAKEL WORD OM DIE LEERDER TE KOM HAAL, SODAT DIE SAAK REGGESTEL KAN WORD.**
- **DIE TALE VAN KOMMUNIKASIE BY DIE SKOOL IS SLEGS AFRIKAANS EN ENGELS.**
- **DIE GEDRAGSKODE DIEN ALREEDS AS 'N WAARSKUWING, DUS KAN STRAFPUNTE GEHEF WORD SONDER VOORAF WAARSKUWING. TYDENS ENIGE SKOOLTOER OF -KAMP, GELD DIE GEDRAGSKODE EN STRAFSTELSEL.**

### 1. SKOOLFUNKSIES EN ANDER OPENBARE BYEENKOMSTE

- Daar word van leerders verwag om lojaal te wees en skoolfunksies by te woon.
- Daar word van leerders verwag om hofflik en vriendelik teenoor besoekers te wees.
- Leerders mag hulle nooit skuldig maak aan wangedrag binne of buite die skoolterrein nie.
- Die skoolterrein, busse en openbare plekke moet in 'n skoon en netjiese toestand gelaat word.
- **Ooringe en ander juwele (kyk kleredrag) is altyd vir seuns verbode.**
- Vir enige oortredings in skooldrag, buite die skoolgronde, sal die strafstelsel toegepas word.
- Niemand mag 'n ander leerder vir 'n "las" vra nie, (d.w.s. geensins vir geld bedel nie).
- Geen "boom boxes" word toegelaat nie. "Boom boxes" sal gekonfiskeer word en aan ouers terugbesorg word.

### 2. ALGEMEEN

- Sigarette/elektroniese sigarette/"vaporizers", drank, dwelmiddels, of enige vorm daarvan, en pornografiese materiaal is verbode vir alle leerders en besoekers aan die skool. Indien dit in iemand se

- besit is, sal dit gekonfiskeer word en nie teruggegee word nie. **Dit is 'n kriminele oortreding as 'n leerder in besit van pornografie is.** As sigarette,'n sigaretaansteker of 'n "vape" by 'n leerder aangetref word, word dit beskou dat hy/sy wel rook. **Hubby of vape word glad nie op die skoolgrond, tydens funksies of aktiwiteite wat deur die skool gereël word, toegelaat nie. Dit is dieselfde tipe oortreding as rook en word op dieselfde manier hanteer.** Indien 'n leerder betrap word met enige van bogenoemde in sy/haar besit of dit gebruik, sal daar swaar strafmaatreëls toegepas word. Om enige van bogenoemde na skoolure in skooldrag te gebruik, is ook 'n oortreding. Geen leerder mag onder die invloed van drank/verbode middels op die skoolgrond wees nie.
- Kaartspeel/dobbel op die skoolterrein is ontoelaatbaar.
- **Vryery of enige fisiese kontak (bv. handevashou, omhels, soen, ens.) tussen leerders op die skoolterrein, of in die openbaar, met skooldrag aan, is verbode.**
- Suiwer taalgebruik word van alle leerders verwag. Kru taalgebruik word nie toegelaat nie.
- Seuns mag glad nie met hulle hande in hul broeksakke staan of loop nie.
- Hemde moet ingesteeek wees.
- Onderwysers en die bestuurspan moet te alle tye met respek behandel word.
- Rassistiese of kwetsende opmerkings teenoor personeel of medeleerders asook aanranding, bakleiery, intimidasie, aanhitsing en dreigemente (fisies/verbaal) is ontoelaatbaar. Tydens 'n bakleiery sal die aanhitters en die persone wat die geveg afneem, ondersoek en gestraf word.
- Geen leerder mag handeldryf op die skoolgronde nie. Alle voorraad sal gekonfiskeer word.
- Bestellings (bv. kos) wat by die skool afgelewer moet word, mag nie geplaas word nie. Niks mag deur die palisades aangegee of ontvang word nie.
- Selfone/elektroniese apparaat/MP3/MP4 of IPOD's mag glad nie op die skoolterrein of in die klaskamers sigbaar wees nie, ook nie tydens detensie nie – slegs pouse en na skool. Alle fone moet te alle klastye afgeskakel en weggepak wees. **Indien 'n foon uit 'n leerder se sak val, geld dit nie as 'n verskoning nie.**
- Die gebruik van selfone en oorfone tydens klas is streng verbode.
- 'n Selfoon mag slegs tydens pouse of na skool gebruik word.
- Indien 'n leerder skuldig bevind word omdat hy/sy 'n selfoon gebruik tydens klastyd, sal die selfoon gekonfiskeer word en vir 3 weke in die kluis bewaar word (SIM-kaart mag nie verwyder word nie).
- Leerders se selfone word op eie risiko skool toe gebring.
- Selfone mag nie in klaskamers gelaai ("charge") word nie.
- Ouers – neem asseblief kennis dat hierdie reëls ononderhandelbaar is en nie oop vir bespreking nie.
- **Geen leerder mag dataprojektors/lugversorgers met sy/haar slimfoon manipuleer nie.**
- Geen troeteldiere word by die skool toegelaat nie.
- Duimgooi deur leerders in skooldrag is verbode.
- Slegs voertuie van leerders wat 'n lisensie en parkeerskyfie het, mag in die hok geparkeer word en dan word die onderste hek in Bodminweg gebruik. Indien 'n leerder laat is, moet daar buite die skoolterrein geparkeer word. Geen leerder mag met enige fiets of motorfiets op die hoof skoolterrein ry nie. Fietsse, asook motorfietsse, moet in die fietsloods toegesluit word en direk na skool verwyder word.
- Ouers word versoek om leerders nie op die terrein of in die eerste hek af of op te laai nie. **Leerders wat na skool met toestemming vir hulle ouers moet wag, moet binne 'n halfuur na die skool uitgekom het, in die wagarea by die Seegerhek wees. Die wagarea is nie 'n naskoolsentrum nie, maar 'n sentrale, veilige area vir 'n kort tydperk, sodat die leerders nie verspreid oor die terrein is nie. As gevolg van veiligheid en sekuriteit mag leerders nie buite die skool wag nie.**
- Indien 'n leerder die hoof of een van die adjunkhoofde moet spreek, mag dit slegs gedurende pouses geskied.
- Wanneer 'n leerder laat by die skool aankom, moet hy/sy dadelik na kamer 20 gaan om mev. Du Preez te laat weet dat hy/sy by die skool is. Indien 'n leerder die skool vroeg moet verlaat, moet 'n skriftelike versoek van een van die ouers, by kamer 20 ingehandig word. Ons ontmoedig egter dokters- en tandartsafsprake tydens skoolure. Die leerder moet deur die ouer self in kamer 20 afgehaal word. Skoolure is verpligtend. **Leerders mag slegs in noodgevalle vroeër gehaal word.**
- Indien 'n leerder siek voel, moet hy/sy na kamer 20 gaan. Indien nodig, sal 'n toestemmingsbrief, geteken deur een van die adjunkhoofde, aan die leerder gegee word om in die siekekamer te gaan lê.

- Die ouers sal geskakel word om hom/haar te kom haal, indien nodig. **Geen leerder mag sy/haar ouers self bel om hom/haar te kom haal nie. Indien dit gebeur, sal die leerder strafpunte ontvang.**
- VLR-lede moet te alle tye die skoolreëls gehoorsaam en hul strafpunte moet onder 50 wees.
- **KLEURTOEKENNINGS EN EREKLEURE WORD SLEGS VANAF GRAAD 9 GEDRA.**
- Geen leerder mag gedurende die seisoen van een sportsoort na 'n ander skuif nie, tensy toestemming deur die sporthoof gegee is.
- 'n Bestuurspan-/VLR-lid, wat 'n ernstige oortreding begaan, sal voor die dissiplinêre komitee verskyn. Dit kan tot die opskorting van die Bestuurspan-/VLR-lid lei. Indien 'n leerder in 'n leiersposisie aan ernstige oortreding skuldig bevind word, kan hy/sy van die leiersposisie onthef word of dit kan tydelik opgeskort word.
- **SBA-toetse en/of eksamens op die laaste dag van 'n kwartaal is verpligtend. Toetse wat voor of na 'n langnaweek nie geskryf word nie, word nie verskuif of later geskryf nie. Sonder 'n doktersbrief kry die leerder nul.**
- Swak gedrag (strafpunte) kan tot gevolg hê dat toekennings verbeur word. Dit sluit die dra van die witbaadjie in.
- Geen wapens (insluitend messe en knipmesse) word op die skoolterrein toegelaat nie.
- Geen klappers word op die skoolterrein toegelaat nie. Dit sal tot 200 strafpunte lei.

### 3. VEREISTES OM VERKIES TE WORD AS LID VAN DIE BESTUURSPAN

Die skool se bestuurspan word vroeg in die derde kwartaal verkies. Dit is en bly vir ons leerders 'n groot eer en voorreg om deel van die span te wees. Ouers en leerders moet kennis neem van die vereistes wat gestel word om verkies te word:

- 'n Leerder moet vanaf gr.10 in Marais Viljoen wees.
- 'n Leerder moet 2 lojaliteitsbalkies verdien hê.
- 'n Leerder mag nie meer as 50 strafpunte teen sy/haar naam hê nie.
- Hy/Sy moet betrokke wees by skoolaktiwiteite vandat hy/sy 'n leerder in skool is en moet ten minste aan een buitemuurse aktiwiteit deelneem.
- Alhoewel ons besef dat leerders nog op pad is na volwassenheid en nie altyd verantwoordelik optree nie, is daar sekere oortredings wat in die graad 11 of 12 jaar begaan kan word, wat tot 'n diskwalifikasie, sal lei:
  - Skuldig aan diefstal.
  - Skuldig aan rook op skoolgronde of in skooldrag.
  - Gebruik van alkoholiese drank op skoolterrein en/of in skooldrag.
  - Gebruik van dwelms.
  - Skuldig aan oneerlikheid tydens 'n toets of eksamen.
  - Afwesigheid sonder toestemming (stokkiesdraai).
  - Skuldig aan 'n Skedule 1- of 2-oortreding soos uiteengesit in die SA-Skolewet. 'n Ondersoek sal gedoen word waartydens alle feite deeglik in ag geneem sal word.

### 4. AFWESIGHEID

- Indien 'n leerder afwesig was, moet hy/sy onmiddellik nadat hy/sy terugkeer skool toe, 'n brief, wat persoonlik deur een van die ouers geskryf en geteken is, by kamer 20 inhandig.
- Indien 'n leerder tydens 'n toets/eksamen/SBA afwesig is, moet 'n mediese sertifikaat binne 3 dae in gehandig word of per e-pos na kamer 20 gestuur word (annelizep@maraisviljoen.co.za). Indien nie, sal 'n nul toegeken word.
- Indien 'n leerder afwesig is, is dit sy/haar eie verantwoordelikheid om die werk in te haal. Reël met 'n vriend/in om die werk te kry. **Indien 'n leerder sonder 'n geldige verskoning afwesig is, mag hy/sy nie daardie middag aan sport deelneem nie.**
- Indien 'n leerder laat by die skool opdaag, moet hy/sy, sy/haar dagboek toon om by die hek toegelaat te word en dan by Kamer 20 aanmeld.

## 5. IN DIE KLASKAMER

- **Wanneer 'n volwassene 'n klas binnestap, moet alle leerders opstaan, die besoeker groet en eers op sy/haar bevel mag hulle weer gaan sit.**
- Absolute stilte moet in die klaskamer heers terwyl 'n besoeker teenwoordig is.
- As die besoeker uitstap, hoef die leerders nie weer op te staan nie.
- Leerders wat hulle nie kan gedra nie, moet gerapporteer word.
- Swak gedrag en kru taalgebruik word nie toegelaat nie.
- Behalwe in uitsonderlike gevalle, mag die klaskamers nie gedurende periodes verlaat word nie.
- Elke leerder is verantwoordelik vir die bank waarby hy/sy sit en moet sorg dat die bank te alle tye netjies en skoon is.
- Banke mag nie bekrap word nie.
- Tasse mag nie met prente of enige graffiti versier word nie.
- Daar mag nie in die klasse geëet of gedrink word nie.
- Geen kougom mag gekou word nie.
- In elke klas is daar 'n vullismandjie waarin papiere en rommel gegooi moet word.
- Wanneer die klok vir die einde van 'n periode lui, sal die onderwyser die leerders beveel om te staan, hulle vra om seker te maak dat hulle stoele, tafels en die vloer skoon is, die stoele en tafels in posisie skuif en hulle groet. Dan moet die leerders netjies en ordelik die klas verlaat.
- Aan die einde van die skooldag sal daar met gebed afgesluit word.
- **Personeel is Maandae tot 15:00 vir hulp beskikbaar.**

## 6. TYDENS KLASWISSELING

- Niemand mag op die stoepe en in gange hardloop nie.
- Indien die onderwyser nie binne 5 minute by die klas opdaag nie, moet die VLR-lid dit dadelik by die adjunkhoof aanmeld.
- Leerders mag nie tydens periodes geld inbetaal, buskaartjies koop of snoepie toe gaan nie.
- **Leerders moet, wanneer die tweede klok lui, in die volgende klas wees.**

## 7. IN DIE KLEEDKAMERS

- Kleedkamers moet te alle tye netjies gehou word.

## 8. EERSTESPANKLEEDKAMERS

- **Kleedkamers mag glad nie tydens skoolure gebruik word nie.**

## 9. OP DIE TERREIN

- Geen leerders word tydens pouse of na skool op die eerste vloer toegelaat nie.
- Leerders mag nie tydens pouse of na skool tussen of agter die boonste, tydelike klaskamers wees nie.
- Niemand word in die voorportaal van die skool toegelaat nie. Dit is nie 'n deurgang vir leerders nie.
- Alle vullis, rommel en lekkergoedpapiere moet in die vullishouers en asblikke gegooi word.
- Geen leerders mag die skoolterrein gedurende skoolure sonder 'n brief van kamer 20 verlaat nie.
- Geen kougom word ooit op die skoolterrein toegelaat nie, selfs nie met na-uurse bedrywighede of in civvies nie.
- Alle sporttoerusting moet te alle tye in 'n sak wees.
- Alle leerders wat die skool tydens die eksamen besoek, moet skooldrag dra. Geen civvies word toegelaat nie.
- Die volgende areas is verbode tydens pouse:
  - A-veld, verby die reling by die pawiljoen.
  - Netbal- /tennisbane.
  - Langs die heining agter die A-hokkieveld.
  - Langs die heining voor die skool.
  - Agter of tussen die tydelike klasse.
  - Veeldoelige fasiliteit.

- Leerders mag dus slegs op die hoofpawiljoen wees, geen ander pawiljoene nie.
- Martie Heystek-gebou.  
Leerders moet na 14:30 in die aangewese area wag. Niemand mag buite die skool, op die hoeke, by die kleuterskool en by die tandarts oorkant die skool wag nie.

## 10. TOEGANG TOT DIE TERREIN

Toegang tot die terrein is op eie risiko. Die skool behou die reg van toegang voor. Neem kennis dat die skool 24 uur CCTV het. In die oggende wanneer leerders inkom, mag hulle nie weer die terrein verlaat voor die einde van die dag nie, tensy hulle uitgeteken word. Na skool mag die leerders die skool by die boonste hek in Cradockstraat, tot 14:30 verlaat. Van 14:30 af moet almal die skool deur die Seegerhek verlaat. Alle ander hekke sal dan gesluit wees.

## 11. AANTREE

- Geen skooltasse word toegelaat by aantree nie.
- Leerders mag nie by aantree eet of drink nie.
- Geen oorfone by aantree nie.

## INTRODUCTION

The code of behaviour which covers school affairs, school uniforms, rules regarding personal appearance, as well as disciplinary rules and punishment, has as its main aim the setting and promotion of a standard which will enable the school to fulfil its mission and to cultivate self-discipline amongst learners of the school.

## MISSION

"This educational institution utilises future orientated experts to discover and develop learners' potential". The code of behaviour has been compiled in such a way that the learners' behaviour in the school environment provides the ideal situation for them to achieve their pinnacle and to develop to their full potential in an orderly structure. It must be stressed that the development of self-discipline in a learner is not only the responsibility of the school, but is mainly a partnership between parent, community and the school, since "a child is the product of his/her circumstances". We believe that the penalty system will enable us to punish learners who do not abide by the school rules, and code of behaviour in general, in a fair manner. Learners who are prepared to work will then be provided with quality teaching. It is thus necessary for the learner and the parent who guides their child, to support the system and subject themselves to it to ensure that the rights of the learner, as well as those who share the school with him/her, are respected and protected.

## THE PENALTY SYSTEM

## PROCEDURE

### A.DEBITS

- If a learner transgresses, a form (demerits slip) is completed by the teacher concerned.
- Penalty points are allocated to certain transgressions.
- The type of transgression determines the number of points to be deducted.
- For more serious offences learners will be sent to one of the deputy principals or the principal.
- Parents should check learners' demerits on D6 on a regular basis.
- The number of points that have been deducted will be kept on record. Mistakes or queries have to be rectified at Mr. H. Müller's office during breaks. No queries will be dealt with if it is not reported within 2 weeks of receiving the demerits summary sheet.
- Demerits for appearance is -10 for each incorrect item or aspect of appearance. These demerits for appearance can be given on the same day.
- No queries with regard to demerits will be discussed during a disciplinary hearing.

## REPERCUSSIONS RESULTING FROM ACCUMULATING DEMERITS

As learners accumulate demerits, the following process will be followed:

- - 200 = **An SMS** will be sent to parents to notify them.
- - 300 = The learner will serve their **first compulsory detention**. Please note that no demerits are deleted and that the learner's demerits still remain on record.
- - 400 = The learner will be called in and will receive a **formal warning letter**, which must be signed by parents/guardians.
- - 500 = The learner will serve their **second compulsory detention**. Please note that no demerits are deleted and that the learner's demerits still remain on record.
- - 600 = The learner will serve their **third compulsory detention** and an **SMT Intervention** will take place, at which a **final warning letter** will be signed.
- - 800 = **Disciplinary hearing**.

At the end of the first disciplinary hearing, the learner starts on 0 demerits again and the the following process will be followed:

- - 200 = **An SMS** will be sent to parents to notify them.
- - 300 = The learner will serve their **first compulsory detention**. Please note that no demerits are deleted and that the learner's demerits still remain on record.
- - 400 = The learner will be called in and will receive a **formal warning letter**, which must be signed by parents/guardians. It is compulsory for the learner to attend a **compulsory counselling session** with one of the school's internal counsellors. Parents/guardians also have the option of consulting a private psychologist or counselor and providing the school with the evidence thereof.
- - 500 = The learner will serve their **second compulsory detention**. Please note that no demerits are deleted and that the learner's demerits still remain on record.
- - 600 = The learner will serve their **third and final compulsory detention** and an **SMT Intervention** will take place, at which a **final warning letter** will be signed..
- - 800 = **Disciplinary hearing and possible application expulsion**.

## DETENTION

### DETENTION IS COMPULSORY AND MEANS THE FOLLOWING:

- A learner's parent / guardian will be notified, by means of D6, of the learner's detention date.
- Detention lists will be put up on the notice board outside Mr. H. Müller's office, a week before the detention. Learners will also be called to Mr. Müller's office to sign a letter that states that they are aware of the scheduled detention.
- Detention takes place on Tuesday to Thursday from 14:15 – 16:30.
- **Detention may be given to any learner and detention takes preference over any other activity, eg sport activity.**
- **Reasons for not attending detention:** A Learner's parent/ guardian is notified a week in advance of the detention date. If detention cannot be attended on the specified date as a result of medical- or license appointments (which were made before the detention date was received), or for any other reason, an arrangement must be made with Mr. Müller before the day of detention. Learners who have extra classes eg. Maths on the day of detention must make arrangements beforehand. Detention takes preference over any other activities (that are not school related). A Learner's parent/guardian is informed timeously of the detention date(s) and have ample time to make all the necessary arrangements. Therefore, **transport problems** cannot be used as a reason for being unable to attend detention. **Extra classes may not replace detention.**
- **Gr. 12 learners must first attend the 8th period and attend detention from 15:00.**
- Excuses for detention may only be made during register periods and break.
- If a learner is signed out during the school day and therefore can not attend detention, he/she must notify Mr. Müller before leaving the school.

### LEARNERS MAY NOT BE LATE FOR DETENTION OR LEAVE EARLY.

**Any excuses/ correspondence concerning detention can be emailed to Mr. Müller at [gerdar@maraisviljoen.co.za](mailto:gerdar@maraisviljoen.co.za).**

- If a learner misses detention, without a valid excuse, he/she will automatically proceed to the next step, as contained in the heading **REPERCUSSIONS RESULTING FROM ACCUMULATING DEMERITS**.

## SMT MAY USE DISCRETION TO ADAPT DEMERITS AS NECESSARY

### SCHEDULE 1 (Serious misconduct that may lead to demerits or disciplinary hearing)

A learner will be guilty of serious misconduct if he/she, intentionally and without just excuse:

- Seriously threatens, disrupts or frustrates teaching or learning in a class;
- Engages in a conspiracy to disrupt the proper functioning of the school through collective action;
- Insults the dignity of or defames any learner or any other person, which includes racist remarks;
- Distributes, or is in the possession of any test or examination material that may enable another person to gain an unfair advantage in a test or examination;
- Cheats in a test or examination or any other form of assessment such as assignments;
- Engages in any act of public indecency;  
Sexually harasses another person;
- Is found in possession of or distributes pornographic material; or
- Is under the influence or in possession of alcohol.

### SCHEDULE 2 (Serious misconduct that may lead to expulsion)

A learner will be guilty of serious misconduct if he/she - Is found guilty of misconduct contemplated in Schedule 1 after having been found guilty of the same or similar misconduct on two previous occasions;

- Fails to comply with the punishment or suspension as a correctional measure;
- Intentionally and without just cause-
  - Forges any document or signature to the potential or actual prejudice of the school;
  - Trades in any test or examination question paper or in any test or examination material;
  - Attempts to bribe or bribes any person in respect of any test or examination to enable him/herself or another person to gain an unfair advantage therein;
  - Engages in fraud;
  - Engages in theft, or otherwise acts dishonestly to the prejudice of another person;
  - Is in possession of, consumes or deals in any illegal substance or other harmful substance;
  - Is in possession of, uses or transmits narcotic or unauthorized drugs or on visible evidence of such possession, use or transmission;
  - Is in possession of any dangerous weapon;
  - Assaults or threatens to assault another person;
  - Holds any person hostage;
  - Murders any person;
  - Rapes any person, or engages in any sexual activity which amounts to an offence in law; or
  - Maliciously damages property.

RULE	OFFENCE	DEBIT
1	Poor behaviour (SMT) Hiding other's property Challenging authority Inciting a learner to break the rules or to undermine authority Disobeying a direct order	50 20 20 Schedule 1 20
2	Fighting, threatening, intimidating, bullying Deliberately causing injury Inciting a fight Recording a fight	Schedule 2 150 100 50



3	Being with smokers / person who vapes Being in possession of a cigarette lighter, matches, cigarettes, electronic cigarettes, hubbly or vape Smoking/vape in school uniform outside school or at school	50 100 and it is confiscated  200 and it is confiscated
4	Serious damaging of facilities Damaging property, accomplice Writing on desks Wet paper, Pritt sticks thrown against ceilings Graffiti, slogans, symbols on school bag or diary	Schedule 1 100 50 50 20
5	In possession of drugs, use thereof, transmitting or visible evidence of possession In possession of firearms, other dangerous weapons or fireworks In possession of alcohol, use thereof, transmitting, under the influence thereof Gambling In possession of; or use; or transmission of any substance on the school grounds, which a learner believes to be illegal or prohibited substance	Schedule 2  Schedule 2 Schedule 1 100 200
6	Leaving school without permission "Bunking" Absent from class, inspection, line up, register without permission (Can get 50 demerits more than once per day if absent from more than one class)	150 50
7	Dishonesty (not related to exam or test) Forging signature, stealing stamp Writing a letter on behalf of someone else, hoax telephone call	20 Schedule 2 Schedule 2
8	Lending homework to others to copy Copying homework Doing work for another subject in class Not working in class Textbooks, diary, exercise book, homework, instruments not at school. Homework not done	5 5 5 5 5 5
9	SBA/PAT late per day	20
10	Disrespectful towards LRC Member, Management Team Swearing and hurtful remarks amongst learners or towards staff	20 50
11	Disrespectful, racist, discriminating towards staff members, labourers, peers	Schedule 1
12	Negative comments, defaming of character on social media Bringing the school's name in disrepute	Schedule 1
13	Shaved eyebrows Appearance unacceptable, unneat, school uniform unacceptable Nails too long, wearing jewellery Hair not according to school rules, unshaven Not wearing school uniform at sports meetings Tinted hair	50 10 10 10 50 50
14	Absent from sport team, duty, cultural performance	50
15	Late for school	10
16	Late for class	5
17	Littering inside or outside school property	10

18	Sitting in the wrong place in exam venue	10
19	Prohibited areas without supervision In between and above prefabs, tennis or netball courts, lapas, cars, car enclosures, between fence and athletics field, between A rugby field and fence, between A rugby field and netball courts, Martie Heystek building, before room 31/32. Entering class through window. In adults' cloakrooms or inside living quarters of labourers. Not waiting in the designated area	50
20	Holding hands in school uniform/necking	10
21	Inappropriate or indecent behaviour	Schedule 1
22	Not returning documentation	10 per day
23	Disobeying a direct order Disrupting group, meeting, class (talking, making comments)	20 20
24	Eating, drinking in class. Chewing gum on school grounds	10
25	Spitting	50
26	Excessive noise e.g. whistling, shouting or chanting	20
27	Manipulating of data projector, air conditioner, computer or any other electronic equipment	100
28	Schedule 1 transgressions of the Schools Act  Schedule 2 transgressions of the Schools Act	Demerits/ Disciplinary hearing Disciplinary hearing, possible expulsion

## DIE PUNTESTESEL

### INLEIDING

Die gedragskode, wat reëls aangaande skoolsake, kleredrag, persoonlike voorkoms, asook die dissiplinêre reëls en strawwe vervat, se hoofdoel is die vasstelling en bevordering van 'n standaard wat die skool wil daarstel om sy missie uit te voer en om selfdissipline by die leerders van die skool te kweek.

### MISSIE

"Hierdie opvoedkundige instansie wend toekomsgerigte kundiges aan om leerderpotensiaal te ontsluit en ontwikkel". Die gedragskode is so opgestel dat die gedrag van 'n leerder in die skoolomgewing sodanig is, dat die akademiese ontwikkeling en prestasie so kan geskied dat elke leerder tot volle potensiaal kan ontwikkel in 'n geordende struktuur. Daar moet beklemtoon word dat die ontwikkeling van selfdissipline in 'n leerder nie net die verantwoordelikheid van die skool is nie, maar wel grotendeels 'n vennootskap tussen die ouer, gemeenskap en skool: " 'n Kind is die produk van sy/haar omstandighede". Ons glo dat die puntestelsel die regverdigste manier sal wees om leerders, wat hulle nie by die reëls en gedragskode hou nie, te straf, en ook die leerders wat wil werk, die nodige kwaliteitonderrig te kan gee. Dit is dus nodig dat die leerder en die ouer, wat leiding aan sy/haar kind moet gee, die stelsel moet onderskryf en hulle daaraan onderwerp om sodoende te sorg dat die kind se belange en regte, asook die met wie hy die skool deel, gerespekteer en beskerm word.

## PROSEDURE

### A.DEBIETE

- Indien daar 'n oortreding is, word dit deur die betrokke personeelid op die nodige vorm ingevul (straflys).
- 'n Strafpunt word aan 'n sekere oortreding gekoppel.
- Die tipe oortreding bepaal dan ook die hoeveelheid wat afgetrek word.  
Vir ernstiger oortredings kan die betrokke leerder na die hoof of een van die adjunkhoofde gestuur word.
- Ouers moet leerders se strafpunte op 'n gereelde basis op D6 kontroleer.
- Die punte wat van 'n leerder afgetrek word, sal op rekord gehou word. **Foute of navrae moet pouses na mnr. H. Müller se kantoor verwys, hanteer en reggestel word.** Geen navrae sal hanteer word as dit nie binne 2 weke vanaf die oortreding, aangemeld word nie.
- Strafpunte vir voorkoms sal elke keer -10 wees. 'n Leerder kan dit op dieselfde dag meer as een keer ontvang.
- Geen navrae oor strafpunte sal tydens 'n dissiplinêre verhoor bespreek word nie.

### GEVOLGE VAN AKKUMULERING VAN STRAFPUNTE:

Soos wat leerders strafpunte akkumuleer, sal die volgende proses gevolg word:

- - 200 = 'n SMS sal aan ouers gestuur word om hul in kennis te stel.
- - 300 = Die leerder sal hul **eerste verpligte detensie** sit. Let wel, dat hul geen punte afwerk nie en dat die leerder se strafpunte steeds op rekord bly.
- - 400 = Die leerder sal ingeroep word en 'n **formele waarskuwingsbrief** ontvang, wat deur ouers/voogde onderteken moet word.
- - 500 = Die leerder sal hul **tweede verpligte detensie** sit. Let wel, dat hul geen punte afwerk nie en dat die leerder se strafpunte steeds op rekord bly.
- - 600 = Die leerder sal hul **derde verpligte detensie** sit en 'n **SMT-Intervensie** sal plaasvind, waarby 'n **finale** waarskuwingsbrief onderteken word.
- - 800 = **Dissiplinêre verhoor.**

Na afloop van die eerste dissiplinêre verhoor, begin die leerder weer op 0 strafpunte en die proses verloop soos volg:

- - 200 = 'n SMS sal aan ouers gestuur word om hul in kennis te stel.
- - 300 = Die leerder sal hul **eerste verpligte detensie** sit. Let wel, dat hul geen punte afwerk nie en dat die leerder se strafpunte steeds op rekord bly.
- - 400 = Die leerder sal ingeroep word en 'n **formele waarskuwingsbrief** ontvang, wat deur ouers/voogde onderteken moet word. Die leerder is dan ook genoodsaak om 'n **verpligte beradingsessie** by een van die skool se interne beraders by te woon. Ouers/voogde het ook die opsie om 'n privaat sielkundige of berader te raadpleeg en die bewyse daarvan aan die skool te voorsien.
- - 500 = Die leerder sal hul **tweede verpligte detensie** sit. Let wel, dat hul geen punte afwerk nie en dat die leerder se strafpunte steeds op rekord bly.
- - 600 = Die leerder sal hul **derde en laaste verpligte detensie** sit en 'n **SMT-Intervensie** sal plaasvind, waarby 'n **finale waarskuwingsbrief** onderteken word.
- - 800 = **Dissiplinêre verhoor en moontlike aansoek om skorsing.**

## DETENSIE

### DETENSIE IS 'N VERPLIGTE HANDELING WAT DIE VOLGENDE BETEKEN:

- 'n Leerder se ouer/voog sal d.m.v. D6 'n kennisgewing ontvang wat sal aandui wanneer die leerder detensie moet bywoon.
- Detensielyste sal 'n week voor detensie op die kennisgewingbord by mnr. Müller se kantoor wees. Leerders sal ook na mnr. Müller se kantoor geroep word om 'n brief te teken dat hul wel kennis neem van die geskeduleerde detensie.

- Detensie vind vanaf Dinsdae tot Donderdae om 14:15-16:30 plaas.
- **Detensie mag vir enige leerder gegee word en detensie geniet voorkeur bo enige aktiwiteit, soos bv. sportoefening.**
- **Verskonings:** Die leerder se ouer/voog ontvang gewoonlik 'n kennisgewing van detensie 'n week voor die detensiedatum. Indien detensie nie bygewoon kan word nie(a.g.v. dokters- of lisensie-afsprake (wat voor die ontvangs van die detensiekennisgewing gemaak is), of enige ander rede, moet 'n reëling voor die detensiedatum by mnr. Müller se kantoor gemaak word. Leerders kan nie op die dag van detensie, of nadat hul reeds nie vir detensie opgedaag het, verskoning kom maak nie. Leerders wat detensie en bv. Wiskunde klasse het, moet VOORAF 'n reëling kom maak, sodat detensie nie op daardie spesifieke middag geskeduleer word nie. Detensie geniet ook voorkeur bo enige aktiwiteite wat nie 'n skoolaktiwiteit is nie. **"Geen vervoer"** kan nie as 'n verskoning gebruik word om nie detensie by te woon nie, aangesien leerders die kennisgewing van detensiedatums reeds 'n week voor die detensie ontvang. 'n Leerder se ouer/voog het dus genoeg tyd om reëlings vir vervoer te tref.
- **Ekstraklas mag nie detensie vervang nie.**
- Gr. 12-leerders moet eers 8ste periode bywoon en vanaf 15:00 detensie bywoon.
- Verskonings kan slegs tydens voogperiode en/of pouses gemaak word.
- Indien 'n leerder vroeg uitgeteken word op 'n dag wat detensie geskeduleer is, moet hulle mnr. Müller in kennis stel voor hulle die skool verlaat. **LEERDERS MAG NIE LAAT KOM VIR DETENSIE OF VROEG LOOP NIE.**

### Enige verskonings/ korrespondensie in verband met detensie kan aan mnr. Müller gestuur word by [gerdar@maraisviljoen.co.za](mailto:gerdar@maraisviljoen.co.za).

- Indien 'n leerder detensie mis, sonder 'n geldige verskoning, sal hy/sy outomaties na die volgende stap gaan, soos vervat in die opskrif **GEVOLGE VAN AKKUMULERING VAN STRAFPUNTE.**

### SMT MAG HUL DISKRESIE GEBRUIK OM STRAFPUNTE AAN TE PAS

#### SKEDULE 1 (Ernstige wangedrag wat tot strafpunte of 'n dissiplinêre verhoor kan lei.)

'n Leerder sal hom of haarself skuldig maak aan ernstige wangedrag indien hy/sy met opset en sonder regverdigingsgronde:

- Onderrig ernstig ontwrig, bedreig of bemoeilik in die klaskamer;
- Saamsweer in 'n komplot om die funksionering van die skool te ontwrig deur gesamentlike aksies;
- 'n Ander se waardigheid aantast of lasterlike opmerkings teenoor enige leerder of ander persoon maak. Rassitiese opmerkings is hierby ingesluit;
- In die besit is van toets- of eksamenmateriaal, of dit versprei wat hom/haarself of 'n ander persoon 'n onregverdige voordeel kan verskaf in 'n toets of eksamen;
- Kul in 'n toets, eksamen of enige ander assesseringsgeleentheid, soos bv. opdragte;
- Hom-/haarself skuldig maak aan openbare onsedelikheid;
- Hom-/haarself skuldig maak aan seksuele teistering;
- In die besit is, of verantwoordelik is vir die verspreiding van pornografiese materiaal; of
- Onder die invloed is, of in besit is, van alkohol.

#### SKEDULE 2 (Ernstige wangedrag wat tot permanente skorsing kan lei.)

'n Leerder sal skuldig wees aan ernstige wangedrag indien hy/sy:

- Skuldig bevind word aan wangedrag soos vervat in skedule 1, nadat die leerder twee keer van tevore skuldig bevind is aan dieselfde of soortgelyke wangedrag;
- Nie voldoen aan die vereistes van die straf of 7-dag tydelike skorsing nie;
- Opsetlik en sonder 'n regverdigingsgrond:
- Enige dokument of handtekening vervals wat die skool kan benadeel;
- Handeldryf met enige toets- of eksamen vraestel, of enige toets- of eksamenmateriaal;
- 'n Poging(s) aanwend om 'n persoon/persone om te koop om sodoende vir hom/haarself en/of enige iemand anders 'n onregverdige voordeel in 'n toets of eksamen te verseker;
- Bedrog pleeg;

- Hom-/haarself skuldig maak aan diefstal, of enige oneerlike daad wat skade/nadeel aan 'n ander verskaf;
- In die besit is van, dit gebruik, of handeldryf met onwettige en/of skadelike middels;
- In die besit is van dwelmiddels, dit gebruik of oordra, of as daar ooglopende bewyse van sodanige besit, gebruik of oordrag is;
- In die besit is van 'n gevaarlike wapen;
- 'n Ander persoon aanrand, of dreig om 'n persoon aan te rand;
- 'n Persoon gyselaar hou;
- 'n Persoon vermoor;
- 'n Persoon verkrag of hom/haar skuldig maak aan seksuele gedrag wat neerkom op 'n kriminele oortreding, of
- Kwaadwillige saakbeskadiging pleeg. In die geval van enige dispute rakende die vertaling van die wet, sal die ampelike Engelse "Schools Act" as ampelike bron gebruik word.

REËL	OORTREDING	DEBIET
1	Swak gedrag (SMT) Steek eiendom weg, uitdaag van gesag Enige vorm van aanhitsing om gesag te ondermyn en reëls te verbreek Versuim duidelike opdrag	50 20 Skedule 1 20
2	Baklei, Dreig, Intimideer, Boelie Doelbewuste besering veroorsaak Aanhitsing van bakleiers Afneem van bakleiers	Skedule 2 150 100 50
3	n teenwoordigheid van rokers/persoon wat "vape" In besit van sigaretaanstekers, vuurhoutjies, sigarette, elektroniese sigarette, hubbly of "vape" Rook/"vape" in skooldrag buite of op skoolterrein	50 100 en word gekonfiskeer 200 en word gekonfiskeer
4	Ernstige beskadiging van fasiliteite Beskadig van eiendom, medepligtige Krap op bank Bolle nat papier, Pritt-buisies teen plafon Graffiti, slagspreuke, simbole op tas of dagboek	Skedule 1 100 50 50 20
5	In die besit van dwelms, dit gebruik of oordra, of as daar ooglopende bewyse van sodanige besit, gebruik of oordrag is In besit van vuurwapens, ander gevaarlike wapens, klappers In besit is van alkohol, dit gebruik, handeldryf of onder die invloed is Dobbelary In besit van, gebruik van of oordrag van enige middel op die skoolgronde, wat die leerder sodanig glo dat dit 'n verbode middel is	Skedule 2  Skedule 2 Skedule 1 100 200
6	Verlaat skool sonder verlof Afwesig van klas, inspeksie, aantree, voog sonder toestemming (Kan meer kere per dag 50 punte verloor as meer as een klas versuim)	150 50
7	Oneerlikheid (nie eksamen- /toetsverwant) Vervals handtekening, Steel stempel Skryf brief namens iemand, vervalste telefoonoproep	20 Skedule 2 Skedule 2
8	Leen huiswerk uit vir afskryf Skryf huiswerk af Doen ander vak se werk in klas Werk nie in klas nie Handboek, dagboek, skrif, huiswerk, instrumente nie by skool nie Huiswerkversuim	5 5 5 5 5 5

9	SBA/PAT laat	20 per dag
10	Oneerbiedig teenoor VLR-lid, bestuurspanlid Vloek, kwetsende opmerkings tussen leerlinge of teenoor personeel	20 50
11	Oneerbiedig, rassisties, diskriminerend teenoor personeel, werkers, leerders	Skedule 1
12	Negatiewe kommentaar, skending van karakter op sosiale media Gedrag wat die skool se naam in oneer bring	Skedule 1
13	Geskeerde wenkbroue Voorkoms nie reg nie, slordig, skooldrag nie reg nie Naels te lank, dra juwele Hare nie volgens skoolreëls nie, nie geskeer nie Nie skoolklere aan by sportgeleentheid nie Gekleurde hare	50 10 10 10 50 50
14	Afwesig van sportspan, dienspunt, kultuuroptrede	50
15	Laat vir skool	10
16	Laat vir klas	5
17	Strooi rommel binne of buite terrein	10
18	Sit op verkeerde plek in eksamenlokaal	10
19	Verbode terrein sonder toesig Tussen of bo tydelike klasse, tennis- of netbalbane, lapas, motors, motorhok, tussen heining en atletiekbaan, tussen A-rugbyveld en heining, tussen A-rugbyveld en netbalbane, Martie Heystek gebou en voor kamer 31 of 32. Deur venters klim In volwassenes se kleeckamers, in woonkwartiere van werkers Wag nie in aangewese area nie	50
20	Hou hande vas in skooldrag/liefkoos	10
21	Onsedelike gedrag	Skedule 1
23	Weiering van direkte opdrag Ontwrig groep, byeenkoms, klas (gesels, maak opmerkings)	20 20
24	Eet, drink in klas, kougom op skoolterrein	10
25	Spoeg	50
26	Buitengewone geraas, bv. skreeu, fluit, dreunsang	20
27	Manipulering van dataprojektor, lugversorger, rekenaar of enige ander elektroniese toerusting	100
28	Skedule 1-oortredings van skolewet Skedule 2-oortredings van skolewet	Strafpunte of dissiplinêre verhoor Dissiplinêre verhoor, moontlike skorsing

## GR. 10-VAKKEUSES / GR. 10 SUBJECT CHOICES

Daar is geen vakpakette vir akademiese vakke wat leerders in graad 10 wil neem nie. Tegnieke vakke het wel 'n pakket wat deur die Departement bepaal word.

Die skool behou die reg om graad 9 leerders in November te vra om hul keuses te verander, nadat die rooster voltooi is.

There are no set subject combinations for possible academic subjects that the learners might want to take in grade 10. Technical subjects do however have set combinations predetermined by the Department.

The school reserves the right to ask the grade 9 learners in November to change their choices after the completion of the timetable.

## VAKVERANDERINGE / SUBJECT CHANGES

**Graad 10**

**Graad 11**

## SLAAGVEREISTES / PASS REQUIREMENTS

Slegs 2 vakke voor 30 JUNIE. /  
Only 2 subjects before 30 JUNE.

Slegs 2 vakke voor 31 MAART. /  
Only 2 subjects before 31 MARCH.

**Graad 8 EN 9**

**Grade 8 AND 9**

- Minstens 50% vir Huistaal en 40% vir Eerste Addisionele Taal, sowel as Wiskunde.
- Minstens 40% vir drie ander vakke.
- Minstens 30% vir enige twee oorblywende vakke.
- Dit beteken dus dat 'n leerder wat onder 30% vir een uit die nege vakke behaal (Huistaal, Eerste Addisionele Taal en Wiskunde uitgesluit) steeds kan slaag.

- At least 50% for Home Language and 40% for the First Additional Language as well as Mathematics.
- At least 40% for three other subjects.
- At least 30% for any other two remaining subjects.
- Therefore, a learner who has less than 30% for one of the nine subjects (excluding Home Language, First Additional Language and Mathematics) can still pass.

**Graad 10 TOT 12**

**Grade 10 TO 12**

- Om graad 10, 11 of 12 te slaag, moet 'n leerder 40% in drie vakke behaal, waarvan een die Huistaal is, en 30% in drie ander vakke.
- Dit beteken dus dat 'n leerder wat onder 30% vir een uit die sewe vakke behaal (Huistaal uitgesluit) steeds kan slaag.

- A learner must attain 40% in three subjects, one of which is the official Home Language (First Language) and 30% in three subjects.
- Therefore, a learner who has less than 30% for one of the seven subjects (excluding Home Language) can still pass.

## MATRIEKAFSKEID VEREISTES / MATRIC FAREWELL REQUIREMENTS

- Matriekafskeidgelder moet ten volle betaal wees.
- Indien 'n gr. 12-leerder 'n tweede detensie (-500 strafpunte) kry, sal hy/sy nie 'n uitnodiging na die matriekafskeid ontvang nie.
- SBA's en PAT's moet alles ingehandig wees.
- Skoolgeld moet ten volle betaal wees of 'n reëling moet met die finansiële kantoor getref word.

- The Matric Farewell fee must be paid in full.
- If a Grade 12 learner receives a second detention (-500 demerits), he/she will not receive an invitation to the matric farewell.
- SBA's and PATS must be handed in.
- School fees must be paid in full or an arrangement needs to be made with the finance office.

## AKADEMIESE TOEKENNINGS / ACADEMIC AWARDS

**EREKLEURE / HONOURS**

**KLEURE / COLOURS**

**SAKKRUL / SCROLL**

6 Onderskeidings eindeksamen graad 10 5 Onderskeidings eindeksamen graad 11 4 Onderskeidings eindeksamen graad 12 9 Onderskeidings graad 8 & 9 Gemiddeld 90% en hoër	5 Onderskeidings eindeksamen graad 10 4 Onderskeidings eindeksamen graad 11 3 Onderskeidings eindeksamen graad 12 7/8 Onderskeidings graad 8 & 9	4 Onderskeidings eindeksamen graad 10 3 Onderskeidings eindeksamen graad 11 2 Onderskeidings eindeksamen graad 12 5/6 Onderskeidings graad 8 & 9
6 Distinctions final exam grade 10 5 Distinctions final exam grade 11 4 Distinctions final exam grade 12 9 Distinctions final exam grade 8 & 9 Average 90% and higher	5 Distinctions final exam grade 10 4 Distinctions final exam grade 11 3 Distinctions final exam grade 12 7/8 Distinctions final exam grade 8 & 9	4 Distinctions final exam grade 10 3 Distinctions final exam grade 11 2 Distinctions final exam grade 12 5/6 Distinctions final exam grade 8 & 9

- The awards are based on the **final promotion** mark./ Die toekennings word op die **finale promosiepunt** toegeken.
- If a learner fails a subject he/she will not receive an academic award./ Indien 'n leerder 'n vak druipe, sal hy/sy nie in aanmerking kom vir 'n akademiese toekenning nie.

## TOP 10 GRAAD 8 - 12

Die tien leerders in elke graad wat die hoogste gemiddeld verwerf, kwalifiseer om in die Top 10 te wees. Dit word elke kwartaal bepaal.

**GRAAD 10 -12 LEERDERS** se vier verpligte vakke en drie beste skoolvakke word in aanmerking geneem. Indien 'n leerder met 'n geldige verskoning vir 'n vraestel afwesig is en kwalifiseer om in die Top 10 te wees, word so 'n leerder 'n reserwe indien die leerder die vorige kwartaal in die Top 10 was. 'n Leerder wat nie met vrystelling slaag nie, kwalifiseer nie om in die Top 10 of Akademiese Span te kom nie. Strafpunte mag tot diskwalifikasie lei.

### AKADEMIESE SPAN

Die span bestaan uit slegs graad 11- en 12-leerders. Die span bestaan uit 12-14 graad 11- en 12-leerders.

The ten learners who achieve the highest average in each grade, qualify for the Top 10. This is determined every term.

**FOR GRADE 10 - 12** learners the four compulsory subjects and three best subjects offered in packages will be taken into account. If a learner is absent from an exam with a valid reason, such a learner will be a reserve if he/she was part of the Top10 during the previous term. A learner who does not pass with exemption, does not qualify for the Top10, or to be a member of the Academic Team. Demerits may lead to disqualification.

### ACADEMIC TEAM

The team consists of Grade 11 and 12 learners only. The team consists of 12-14 Grade 11 and 12 learners.

## EKSAMENREÛLS: LEERDERS

1. Skoolreëls geld onder alle omstandighede. Bring Marais Viljoen-dagboek elke dag skool toe tydens die eksamen.
2. Alle leerders wat die skool tydens die eksamen bywoon of besoek, moet volledige skooluniform dra. GEEN CIVVIES WORD TOEGELAAT NIE.
3. Alle leerders moet die teenwoordighedsregister teken vir die sessie wat hy/sy skryf. Geen leerders mag namens iemand anders aanteken nie.
4. Leerders mag nie tydens die eksamen self van lokaal of sitplek skuif nie. (Punte sal afgetrek word).
5. Doktersbriewe tydens die eksamen moet in kamer 20 (by mev. A. du Preez) ingehandig word.
6. Geen notas of items waarop notas gemaak kan word, mag in die besit van 'n leerder wees gedurende die skryf van die eksamen nie.
7. Geen tasse of sakke, pette, brillkassies of serpe word in die eksamenlokaal toegelaat tydens 'n skryfsessie nie. Om hierdie rede aanvaar ons geen verantwoordelikheid vir waardevolle artikels wat uit tasse weggraak nie.
8. Geen komberse of baadjies mag oor bene gegooi word nie.
9. Geen selfone, horlosies of "MP3 Players" word in die eksamenlokale toegelaat nie. Gebruik en/of sigbaarheid van hierdie items sal op dieselfde manier as oneerlikheid tydens eksamen hanteer word.
10. Slegs deurskynende plastiek pennesakkies mag in die eksamenlokaal geneem word.
11. Sakrekenaars mag sonder 'n deksel in die eksamenlokaal toegelaat word. Slegs nieprogrammeerbare sakrekenaars mag in die eksamen gebruik word.
12. Daar mag geen eet- of drinkgoed in die eksamenlokaal geneem word nie. (Diabete - soos gereël met mev. R. Kühn)
13. Geen lenery sal tydens die eksamens toegelaat word nie. (Sorg dat jy die nodige toerusting het wanneer jy eksamen skryf.)
14. Leerders moet ten alle tye stil wees gedurende die eksamen.
15. Leerders mag nie die lokaal verlaat voordat die tydsduur van die vraestel verby is nie - al het die leerder self reeds klaar geskryf.
16. Leerders mag onder geen omstandighede met mekaar praat of kommunikeer as hy/sy in besit van 'n vraestel is nie.
17. Jy mag nie ander leerders help of hulp van iemand aanvaar gedurende die skryf van 'n vraestel nie.
18. Oneerlikheid, in watter vorm ook al, is 'n oortreding wat 'n nul vir die betrokke vak tot gevolg kan hê en tot skorsing kan lei.
19. Geen verduideliking van eksamenvrae mag gevra of gegee word deur enige persoon nie.
20. Geen "highlighter" of "tippex" op antwoordstelle is toelaatbaar nie.
21. Leerders mag nie (wanneer hulle nie skryf nie) by die huis bly sonder skriftelike toestemming van die ouers nie. Hierdie briewe moet voor die aanvang van die eksamen by die voogonderwyser ingehandig word.
22. Leerders se name moet voor in die handboek geskryf wees, voordat dit ingehandig word.
23. Handboeke word ingehandig wanneer die laaste vraestel van die betrokke vak geskryf word.

## EXAM RULES: LEARNERS

1. School rules are in force under all circumstances. Bring your Marais Viljoen diary to school every day during the exams.
2. All learners visiting or attending school during exams, must wear the proper school uniform. NO CIVVIES ALLOWED.
3. All learners must sign an attendance register for the session that he/she is writing. You may not sign on behalf of anybody else.
4. Learners may not change their allocated seat or exam room during the exams. (Marks will be deducted)
5. Doctor's letters must be handed in at Room 20 during the exams. (Mrs. A. du Preez)
6. No learner may be in possession of any notes or items on which notes can be made during the exams.
7. No school bags, bags, caps or spectacle cases or scarf are allowed in exam rooms while the exam is being written. Therefore, the school does not accept any responsibility for any valuables disappearing from school bags.
8. No blankets, blazers may be thrown over legs.
9. No cell phones, watches or MP3 players are allowed in the exam room. Cell phones being used or seen in exam will be dealt with in the same way as dishonesty.
10. Only clear see through pencases may be taken into the exam room.
11. Calculators may not have covers on. Only non-programmable calculators may be used in the exam.
12. No eating or drinking will be allowed in the exam room. (Diabetics - as per arrangements with Mrs. R. Kühn)
13. Learners will not be allowed to borrow anything during the exams. (Make sure that you have all necessary equipment when writing your exams.)
14. Learners must be quiet at all times during the exams.
15. No learners may leave the exam room before the allocated time has expired, even though he/she might have finished writing.
16. Under no circumstances may learners talk to or communicate with each other while they have answer sheets in their possession.
17. You may not help or request help from any other learner during the writing of an exam.
18. Dishonesty of any nature is an offence which can lead to a learner being awarded zero for that particular paper and this may lead to expulsion.
19. No explanation of exam questions may be asked or given by any person during the writing of an exam paper.
20. No highlighter or tippex may be used on an answer sheet.
21. No learner can stay home, when they are not writing an exam, without a permission letter from their parents. These letters must be handed in to the register teacher before the exam starts.
22. Learners must write their name and surname in the front of the textbook before it is handed in.
23. Textbooks are to be handed in when the last paper of the specific subject is written.



# JANUARY

MONDAY	TUESDAY	WEDNESDAY
		<b>1</b> New Year's Day
<b>6</b> <u>Cricket</u> : Paarl Tour u.15A & 1st Team	<b>7</b> <u>Cricket</u> : Paarl Tour u.15A & 1st Team	<b>8</b> <u>Cricket</u> : Paarl Tour u.15A & 1st Team
<b>13</b> <u>Gr8 Welcoming</u> 09:00-15:00	<b>14</b> <u>Gr8 Welcoming</u> 09:00-15:00	<b>15</b> <b>School opens</b> Algemene toestemmingsvorm, dwlmlbeleid, eksamenbriewe na ouers vir voltooiing en inhandiging  <u>Gr8 Concert practice</u> 07:30-16:00
<b>20</b> Merit Evening	<b>21</b> <b>Line-up</b>  <u>Gr8 Concert practice</u> 14:30-17:30	<b>22</b> <u>HPM</u> : Gr9 Afr leeders 08:00-13:30  <u>Gr8 Concert practice</u> 14:30-17:30
<b>27</b> <u>Support Classes</u> 14:15-15:00  <u>Gr8 Concert</u> 18:00-21:00	<b>28</b> <b>Line-up</b>  <u>Gr8 Concert</u> 18:00-21:00	<b>29</b> <u>Netball</u> : AGM  <u>Gr8 Concert</u> 18:00-21:00

# 2025

THURSDAY	FRIDAY	SATURDAY	SUNDAY
<b>2</b>	<b>3</b>	<b>4</b>	<b>5</b>
<b>9</b> <u>Cricket</u> : Paarl Tour u.15A & 1st Team	<b>10</b> <u>Cricket</u> : Paarl Tour u.15A & 1st Team	<b>11</b>	<b>12</b>
<b>16</b> <u>Gr8 Concert practice</u> 14:30-17:30	<b>17</b> <u>Athletics</u> : Interhouse Gr8-12 Full day	<b>18</b> <u>Cricket</u> : Finsbury vs Centurion 1st Team @ Home, 15A away	<b>19</b>
<b>23</b> <u>HPM</u> : Gr9 Eng learners 08:00-13:30  <u>Gr8 Concert practice</u> 14:30-tbc	<b>24</b> <u>Athletics</u> : 4hoek @ Transvalia	<b>25</b> <u>Cricket</u> : Finsbury vs Hans Moore 1st Team @ Home, 15A away	<b>26</b>
<b>30</b> <u>Gr8 Concert (Gala)</u> 18:00-21:00	<b>31</b> <u>Gr8 Fountain Ceremony</u>		

# JANUARY

MONDAY	TUESDAY	WEDNESDAY
		1 New Year's Day
6	7	8
13	14	15 School opens
20	21	22
27	28	29

# 2025

THURSDAY	FRIDAY	SATURDAY	SUNDAY
2	3	4	5
9	10	11	12
16	17	18	19
23	24	25	26
30	31		



# FEBRUARIE

MAANDAG	DINSDAG	WOENSDAG
<b>TOETSDAG 3</b> <u>Atletiek:</u> Eldo Aflos  Ondersteuningsklasse 14:15-15:00  Revuegroep Indeling 18:00-21:00  Kooroefening: 15:15-17:15	<b>Aantree 4</b> <u>Gr12:</u> (K1) 14:15-15:00	<b>5</b> <u>Gr12:</u> (K2) 14:15-15:00
<b>TOETSDAG 10</b> Kooroefening: 15:15-17:15  QMS & CPTD opleiding nuwe personeel  Ondersteuningsklasse 14:15-15:00  Revue oefening 18:00-21:00	<b>Aantree 11</b> <u>Krieket</u> vs PTA Boys High: Colts Tuis, 14A Weg, 15B Weg  <u>Gr12:</u> (K4) 14:15-15:00  Revue oefening 18:00-21:00	<b>TOETSDAG 12</b> <u>Gr12:</u> (K5) 14:15-15:00  Revue oefening 18:00-21:00
<b>TOETSDAG 17</b> Kooroefening: 15:15-17:15  Ondersteuningsklasse 14:15-15:00  Revue oefening 18:00-21:00	<b>Aantree 18</b> <u>TOP10:</u> Pouse  <u>Gr12:</u> (K1) 14:15-15:00  Revue oefening 18:00-21:00	<b>TOETSDAG 19</b> <u>Gr12:</u> (K2) 14:15-15:00  Revue oefening 18:00-21:00
<b>TOETSDAG 24</b> Ondersteuningsklasse 14:15-15:00  Kooroefening: 15:15-17:15  Revue oefening 18:00-21:00	<b>Aantree 25</b> <u>Netbal:</u> Dorpspoewe 14s/16s/18s  Revue oefening 18:00-21:00	<b>TOETSDAG 26</b> <u>Gr12:</u> (K4) 14:15-15:00  Revue oefening 18:00-21:00

# 2025

DONDERDAG	VRYDAG	SATERDAG	SONDAG
		<b>1</b> <u>Krieket:</u> Finsbury vs Potch Gim 15A, 1ste Span Tuis <u>Koor:</u> 08:00-14:00	<b>2</b>
<b>6</b> <u>Gr12:</u> (K3) 14:15-15:00  <u>Swem:</u> Liga	<b>TOETSDAG 7</b> <u>Atletiek:</u> Interharte @ DP de Villiers Stadion	<b>8</b> <u>Netball:</u> Advance Rule exam L2/3  <u>Krieket:</u> Finsbury vs Kemptonpark 1stes weg, 1 5A tuis  <u>Atletiek:</u> Curro @ Pilditch Stadion	<b>9</b>
<b>13</b> <u>Krieket</u> vs PTA Boys High: 1stes Tuis, 15A Weg, 14B weg, 14A vs Alb High weg <u>Gr12:</u> (K6) 14:15-15:00 <u>Swem:</u> Liga <u>Gr11 &amp; 12:</u> Career Information Session @ Gym Hall 12:00-14:00 (learners only) / Learners & parents 16:00-18:30 <u>Gr12 Oueraand:</u> English 17:30-18:15, Afrikaans 18:30-19:15 <u>Atletiek:</u> Cluster @ Dr Malan	<b>TOETSDAG 14</b> MV Fun Run	<b>15</b> Valentynsbal  <u>Krieket:</u> Finsbury vs Montana 1stes weg, 15A tuis	<b>16</b>
<b>20</b> <u>Atletiek:</u> Groter Alberton @ Germiston Stadion <u>Gr12:</u> (K3) 14:15-15:00 <u>Swem:</u> Liga	<b>TOETSDAG 21</b> <u>TOP20:</u> Pouse	<b>22</b> <u>Netbal:</u> Vriendskaplik vs HTS Middelburg  <u>Krieket:</u> Finsbury uitspele	<b>23</b>
<b>27</b> <u>Netbal:</u> Dorpspoewe: 15s/17s <u>Gr12:</u> (K5) 14:15-15:00 <u>Atletiek:</u> Inter @ DP de Villiers <u>Swem:</u> Liga	<b>TOETSDAG 28</b> <u>Atletiek:</u> Distrikkampioenskappe @ Germiston Stadion		

# FEBRUARIE

MAANDAG	DINSDAG	WOENSDAG
3	4	5
10	11	12
17	18	19
24	25	26

# 2025

DONDERDAG	VRYDAG	SATERDAG	SONDAG
		1	2
6	7	8	9
13	14	15	16
20	21	22	23
27	28		

# MARCH

MONDAY	TUESDAY	WEDNESDAY
<b>TEST DAY 3</b> <u>Support Classes</u> 14:15-15:00 <u>Choir practice</u> 15:15-17:15  <u>Revue practice</u> 18:00-21:00	<b>Line-up 4</b> <u>Gr12 English Olimpiad</u> 11:00-14:00 @ Gym hall <u>Netball:</u> D16 Trials 14s/16s/18s @ EG Jansen <u>Gr12:</u> (K6) 14:15-15:00 <u>Revue practice</u> 18:00-21:00	<b>5</b> <u>NWU Chess</u> Group games @ Montana <u>Netball:</u> Friendly vs Randpark (home) <u>Gr12:</u> (K1) 14:15-15:00 <u>Revue practice</u> 18:00-21:00
<b>TEST DAY 10</b> <u>Netball:</u> Ekurhuleni Trials 18s <u>Support Classes</u> 14:15-15:00 <u>Choir practice</u> 15:15-17:15 <u>Revue practice</u> 18:00-21:00	<b>Line-up 11</b> <u>NWU Tennis/Hockey boys:</u> vs Montana (away) <u>Gr12:</u> (K3) 14:15-15:00 <u>Netball:</u> Ekurhuleni Trials 14s/16s <u>Revue practice</u> 18:00-21:00	<b>12</b> <u>NWU Rugby/Netball/Hockey:</u> vs Montana (away)  <u>Gr12:</u> (K4) 14:15-15:00 <u>Revue practice</u> 18:00-21:00
<b>TEST DAY 17</b> <u>Support Classes</u> 14:15-15:00 <u>Choir practice</u> 15:15-17:15 <u>Revue practice</u> 18:00-21:00	<b>Line-up 18</b> <u>Gr12:</u> (K6) 14:15-15:00 <u>Revue practice</u> 18:00-21:00	<b>19</b> <u>Gr12:</u> (K1) 14:15-15:00 <u>Revue practice</u> 18:00-21:00
<b>TEST DAY 24</b> <u>Support Classes</u> 14:15-15:00 <u>Choir practice</u> 15:15-17:15 <u>Revue practice</u> 18:00-21:00	<b>Line-up 25</b> <u>Gr12:</u> (K2) 14:15-15:00 <u>Revue practice</u> 18:00-21:00	<b>26</b> <u>Gr12:</u> (K3) 14:15-15:00 <u>Revue practice</u> 18:00-21:00
<b>31</b> <u>Rugby:</u> 1st Team Tour Noord-Suid @ Stellenbosch <u>Netball:</u> Tour Sportisimo u.14-18, A&B Teams		

# 2025

THURSDAY	FRIDAY	SATURDAY	SUNDAY
		<b>1</b> <u>Rugby/Netball/Hockey girls:</u> vs Transvalia (home)	<b>2</b>
<b>TEST DAY 6</b> <u>Swimming:</u> League <u>Netball:</u> D16 Trials 15s/17s @ EG Jansen <u>Gr12:</u> (K2) 14:15-15:00	<b>TEST DAY 7</b> <u>NWU Tennis/Hockey boys:</u> vs Jeugland (away)  <u>Athletics:</u> Gauteng	<b>8</b> <u>NWU Rugby/Netball/Hockey girls:</u> vs Jeugland (away)  <u>Athletics:</u> Gauteng	<b>9</b>
<b>TEST DAY 13</b>  <u>Gr12:</u> (K5) 14:15-15:00 <u>Netball:</u> Ekurhuleni Trials 15s/17s	<b>14</b> <u>NWU Tennis/Hockey boys:</u> vs Lichtenburg (home)	<b>15</b> <u>NWU Rugby/Netball/Hockey girls:</u> vs Lichtenburg (home)	<b>16</b>
<b>TEST: MATHS 20</b> <u>NWU Tennis/Hockey boys:</u> 1.4 Final (home)	<b>Human Rights Day 21</b> <u>NWU Rugby/Netball/Hockey girls:</u> 1.4 Final (home)	<b>22</b> <u>Netball:</u> GSS Trials All ages	<b>23</b>
<b>27</b> <u>Gr12:</u> (K4) 14:15-15:00 <u>Rugby:</u> 1st Team Tour Noord-Suid @ Stellenbosch Mnr & Mej MV	<b>28</b> <b>School Closes</b> <u>Rugby:</u> 1st Team Tour Noord-Suid @ Stellenbosch	<b>29</b> <u>Rugby:</u> 1st Team Tour Noord-Suid @ Stellenbosch	<b>30</b> <u>Rugby:</u> 1st Team Tour Noord-Suid @ Stellenbosch

# MARCH

MONDAY	TUESDAY	WEDNESDAY
3	4	5
10	11	12
17	18	19
24	25	26
31		

# 2025

THURSDAY	FRIDAY	SATURDAY	SUNDAY
		1	2
6	7	8	9
13	14	15	16
20	Human Rights Day 21	22	23
27	School Closes 28	29	30

# KWARTAAL 2

Almal van ons het nie gelyke talente nie.

Maar almal van ons het 'n gelyke geleentheid

om ons talente te ontwikkel.



## PROJEKTE VERSKULDIG - KWARTAAL 2

TAAK	VAK	VERSKULDIG

# APRIL

MAANDAG	DINSDAG	WOENSDAG
	<b>1</b>	<b>2</b>
	<p><u>Rugby Toer:</u> 14A, 15A, 16A Mauritz Hansen-week (Namboomspruit)</p> <p><u>Rugby:</u> 1ste Span Toer Noord-Suid @ Stellenbosch</p> <p><u>Netbal:</u> Toer Sportisimo o.14-18, A&amp;B Spanne</p>	<p><u>Rugby Toer:</u> 14A, 15A, 16A Mauritz Hansen-week (Namboomspruit)</p> <p><u>Atletiek:</u> SA's</p> <p><u>Netbal:</u> Toer Sportisimo o.14-18, A&amp;B Spanne</p>
<b>7</b>	<b>8</b>	<b>9</b>
<p><u>Netbal:</u> GSS Proewe Alle ouderdomme</p> <p><u>Revue oefening</u> 10:00-16:00</p>	<p><b>Aantree</b></p> <p><b>Skool Begin</b></p> <p><u>Gr12:</u> (K5) 14:15-15:00</p> <p><u>Revue oefening</u> 18:00-21:00</p>	<p><u>NWU Skaak</u> 1.4/1.2/Finaal (Tuis)</p> <p><u>Gr12:</u> (K6) 14:15-15:00</p>
<b>14</b>	<b>15</b>	<b>16</b>
<p><u>Kooroefening</u> 15:15-17:15</p> <p><u>Ondersteuningsklasse</u> 14:15-15:00</p> <p><u>Revue oefening</u> 18:00-21:00</p>	<p><u>NWU Gholf</u> @ tbc</p> <p><u>Gr12:</u> (K2) 14:15-15:00</p> <p><u>Revue oefening</u> 18:00-21:00</p>	<p><u>Netbal:</u> Liga vs Dinamika (weg)</p> <p><u>Gr12:</u> (K3) 14:15-15:00</p> <p><u>Tennis Seuns:</u> St Stithians Festival</p> <p><u>Revue oefening</u> 18:00-21:00</p>
<b>21</b>	<b>22</b>	<b>23</b>
<p><b>Familedag</b></p> <p><u>Revue oefening</u> 10:00-16:00</p> <p><u>Rugby</u> 14/15/16 B-Spanne &amp; 2de Span: @ Centurion</p>	<p><b>Aantree</b></p> <p><u>NWU Landloop</u> @ Potch</p> <p><u>Gr12:</u> (K5) 14:15-15:00</p> <p><u>Revue oefening</u> 18:00-21:00</p>	<p><u>Gr12:</u> (K6) 14:15-15:00</p> <p><u>Revue oefening</u> 18:00-21:00</p>
<b>28</b>	<b>29</b>	<b>30</b>
<b>Vryheidsdag vakansiedag</b>	<b>Spesiale Skoolvakansiedag</b>	<b>Spesiale Skoolvakansiedag</b>

# 2025

DONDERDAG	VRYDAG	SATERDAG	SONDAG
<b>3</b>	<b>4</b>	<b>5</b>	<b>6</b>
<p><u>Rugby Toer:</u> 14A, 15A, 16A Mauritz Hansen-week (Namboomspruit)</p> <p><u>Atletiek:</u> SA's</p> <p><u>Netbal:</u> Toer Sportisimo o.14-18, A&amp;B Spanne</p>	<p><u>Rugby Toer:</u> 14A, 15A, 16A Mauritz Hansen-week (Namboomspruit)</p> <p><u>Atletiek:</u> SA's</p>	<p><u>Rugby Toer:</u> 14A, 15A, 16A Mauritz Hansen-week (Namboomspruit)</p> <p><u>Atletiek:</u> SA's</p>	
<b>10</b>	<b>11</b>	<b>12</b>	<b>13</b>
<p><u>Netbal:</u> Liga vs Oosterlig (weg)</p> <p><u>Gr12:</u> (K1) 14:15-15:00</p> <p><u>Queraand:</u> 17:00-20:00</p>	<p><u>Tennis liga</u></p> <p><u>NWU Tennis/Hokkieseuns</u></p> <p>1.2 Finaal @ Potch</p> <p><u>Gr12</u> Onderwêreld optrede @ Dinamika</p>	<p><u>NWU Rugby/Netbal/Hokkie-dogters:</u> 1.2 Finaal @ Potch</p>	
<b>17</b>	<b>18</b>	<b>19</b>	<b>20</b>
<p><u>Rugby 1ste Span:</u> vs Rondebosch @ St Stithians</p> <p><u>Gr12:</u> (K4) 14:15-15:00</p> <p><u>Tennis Seuns:</u> St Stithians Festival</p>	<p><b>Goeie Vrydag</b></p> <p><u>Tennis Seuns:</u> St Stithians Festival</p>	<p><u>Rugby 1ste Span:</u> vs Bishops @ St Stithians</p> <p><u>Tennis Seuns:</u> St Stithians Festival</p> <p><u>Rugby</u> 14/15/16 B-Spanne &amp; 2de Span: @ Centurion</p>	<p><b>Paassondag</b></p> <p><u>Rugby</u> 14/15/16 B-Spanne &amp; 2de Span: @ Centurion</p>
<b>24</b>	<b>25</b>	<b>26</b>	<b>27</b>
<p><u>Netbal:</u> Liga vs Jeugland (tuis)</p> <p><u>Gr12:</u> (K1) 14:15-15:00</p>	<p><u>Tennis liga</u></p> <p><u>NWU Tennis/Hokkieseuns:</u></p> <p>Finaal @ Potch</p>	<p><u>NWU Rugby/Netbal/Hokkie-dogters:</u> Finaal @ Potch</p>	<p><b>Vryheidsdag</b></p>

# APRIL

MAANDAG	DINSDAG	WOENSDAG
	1	2
7	8 Skool Begin	9
14	15	16
Familiedag 21	22	23
Vryheidsdag vakansiedag 28	29 Spesiale Skoolvakansiedag	30 Spesiale Skoolvakansiedag

# 2025

DONDERDAG	VRYDAG	SATERDAG	SONDAG
3	4	5	6
10	11	12	13
17	18 Goeie Vrydag	19	20 Paassondag
24	25	26	27 Vryheidsdag

# MAY

MONDAY	TUESDAY	WEDNESDAY
<b>5</b>	<b>Line-up</b>	<b>6</b>
<u>Choir practice</u> 15:15-17:15 <u>Support Classes</u> 14:15-15:00 <u>Revue practice</u> 18:00-21:00	<u>Gr12: (K2)</u> 14:15-15:00  <u>Revue practice</u> 18:00-21:00	<b>7</b>
		<u>Photo Day</u> <u>Gr12: (K3)</u> 14:15-15:00 <u>Revue practice</u> 18:00-21:00
<b>12</b>	<b>Line-up</b>	<b>13</b>
<u>Choir practice</u> 15:15-17:15 <u>Support Classes</u> 14:15-15:00 <u>Revue practice</u> 18:00-21:00	<u>Gr12: (K5)</u> 14:15-15:00 TOP10: Break <u>Revue practice</u> 18:00-21:00	<b>14</b>
		<u>Gr12: (K6)</u> 14:15-15:00 <u>Revue practice</u> 18:00-21:00
<b>19</b>	<b>Line-up</b>	<b>20</b>
<u>Choir practice</u> 15:15-17:15 <u>Support Classes</u> 14:15-15:00 <u>Revue practice</u> 18:00-21:00	<u>Gr12: (K2)</u> 14:15-15:00  <u>Revue practice</u> 18:00-21:00	<b>21</b>
		<u>Gr12: (K3)</u> 14:15-15:00 <u>Revue practice</u> 18:00-21:00
<b>EXAMS START</b>	<b>Line-up</b>	<b>27</b>
		<b>28</b>

# 2025

THURSDAY	FRIDAY	SATURDAY	SUNDAY
<b>1</b>	<b>2</b>	<b>3</b>	<b>4</b>
<b>Workers Day</b> <u>Netball: ABSA Wildeklawer</u> 1st Team	<b>Special School Holiday</b> <u>Netball: ABSA Wildeklawer 1st</u> Team	<u>Netball: ABSA Wildeklawer 1st</u> Team	
<b>8</b>	<b>9</b>	<b>10</b>	<b>11</b>
<u>Netball: League vs Edenvale</u> (away) <u>Photo Day</u>  <u>Gr12: (K4)</u> 14:15-15:00	<u>Tennis league</u>	<u>Rugby vs HTS Middelburg</u> (home)	
<b>15</b>	<b>16</b>	<b>17</b>	<b>18</b>
<u>Summer Sport Prize Giving</u> <u>Gr12: (K1)</u> 14:15-15:00 <u>Netball: vs Kemptonpark</u> (home)	<u>Tennis league</u>	<u>Rugby vs Kemptonpark</u> (away)	
<b>22</b>	<b>23</b>	<b>24</b>	<b>25</b>
<u>Netball: League vs Die Anker</u> (weg)  <u>Gr12: (K4)</u> 14:15-15:00	<u>Tennis league</u>	<u>Rugby vs Ligbron</u> (home)	
<b>29</b>	<b>30</b>	<b>31</b>	
<u>Netball: League vs EG Jansen</u> (home)	<u>Tennis league</u>	<u>Rugby vs Middelburg (away)</u>	



# MAY

MONDAY	TUESDAY	WEDNESDAY
5	6	7
12	13	14
19	20	21
26	27	28

# 2025

THURSDAY	FRIDAY	SATURDAY	SUNDAY
Workers Day 1	Special School Holiday 2	3	4
8	9	10	11
15	16	17	18
22	23	24	25
29	30	31	

# JUNIE

MAANDAG	DINSDAG	WOENSDAG
2  Ondersteuningsklasse 14:15-15:00	3	4
9  Ondersteuningsklasse 14:15-15:00	Aantree 10	11
16 <b>Jeug Dag</b>	Aantree 17 Verpligte skoolbywoning Gr8-12	18 Verpligte skoolbywoning Gr8-12
23  Ondersteuningsklasse 14:15-15:00	Aantree 24 Verpligte skoolbywoning Gr8-12	25 Verpligte skoolbywoning Gr8-12
30		

# 2025

DONDERDAG	VRYDAG	SATERDAG	SONDAG
			1
5	6 Tennis liga	7	8
12	13 Tennis liga	14	15
19 Verpligte skoolbywoning Gr8-12	20 Tennis liga BL Fondsinsameling Verpligte skoolbywoning Gr8-12	21 Gr12: Ekstra klas Fisiese Wetenskap 08:00-13:00	22
26 Verpligte skoolbywoning Gr8-12	27 <b>Skool sluit</b> Verpligte skoolbywoning Gr8-12 Tennis liga	28	29

# JUNIE

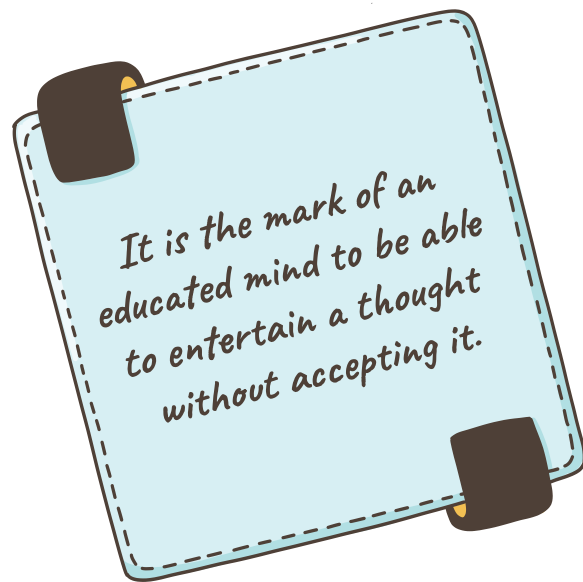
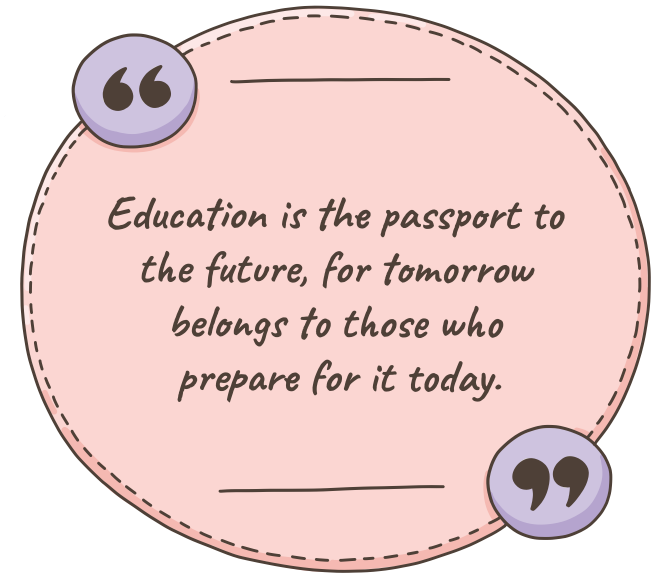
MAANDAG	DINSDAG	WOENSDAG
2	3	4
9	10	11
16 Jeug Dag	17	18
23	24	25
30		

# 2025

DONDERDAG	VRYDAG	SATERDAG	SONDAG
			1
5	6	7	8
12	13	14	15
19	20	21	22
26 Skool Sluit	27	28	29



# TERM 3



# JULY

MONDAY	TUESDAY	WEDNESDAY
	1	2
7	8	9
14 <u>Rugby</u> u.16 Grant Khomo Week	15 <u>Rugby</u> u.16 Grant Khomo Week	16 <u>Rugby</u> u.16 Grant Khomo Week
21 <u>Rugby</u> u.18 Grant Khomo/Academy Week  <u>Revue</u> practice 10:00-16:00	22 <b>School Opens</b> <b>Line-up</b> <u>Rugby</u> u.18 Grant Khomo/Academy Week <u>Revue</u> dress rehearsal 15:00-19:00	23  <u>Revue</u> dress rehearsal 15:00-19:00
28 <u>Support Classes</u> 14:15-15:00  <u>Revue</u> performance	29 <b>Line-up</b>  <u>Revue</u> performance	30  <u>Revue</u> performance

# 2025

THURSDAY	FRIDAY	SATURDAY	SUNDAY
3	4	5	6
10	11 <u>Rugby</u> u.16 Grant Khomo Week	12 <u>Rugby</u> u.16 Grant Khomo Week	13 <u>Rugby</u> u.16 Grant Khomo Week
17 <u>Revue</u> practice 10:00-16:00	18 <u>Rugby</u> u.18 Grant Khomo/Academy Week <u>Netball</u> : PHS Tournament (A-Teams only) away <u>Revue</u> practice 10:00-16:00	19 <u>Rugby</u> u.18 Grant Khomo / Academy Week <u>Netball</u> : PHS Tournament (A-Teams only) away	20 <u>Rugby</u> u.18 Grant Khomo/Academy Week
24 <u>Revue</u> dress rehearsal 15:00-19:00	25 <u>Tennis</u> league  <u>Revue</u> DVD recording 15:00-21:00	26 <u>Rugby</u> vs Wesvalia (home)  <u>Revue</u> performance	27
31 <u>Revue</u> performance Gala-evening			

# JULY

MONDAY	TUESDAY	WEDNESDAY
	1	2
7	8	9
14	15	16
21	School Opens 22	23
28	29	30

# 2025

THURSDAY	FRIDAY	SATURDAY	SUNDAY
3	4	5	6
10	11	12	13
17	18	19	20
24	25	26	27

# AUGUSTUS

MAANDAG	DINSDAG	WOENSDAG
<b>4</b>	<b>5</b>	<b>6</b>
Ondersteuningsklasse 14:15-15:00  <u>Revue</u> optrede	<b>Aantree</b>  <u>Revue</u> optrede	  <u>Revue</u> optrede
<b>11</b>	<b>12</b>	<b>13</b>
<b>TOETSDAG</b> <u>Kooroefening</u> 15:15-17:15  Ondersteuningsklasse 14:15-15:00	<b>Aantree</b> <u>Top10</u> Pouze <u>Queraand</u> 17:00-20:00 <u>Gr12: (K5)</u> 14:15-15:00	<b>TOETSDAG</b>  <u>Gr12: (K6)</u> 14:15-15:00
<b>18</b>	<b>19</b>	<b>20</b>
<b>TOETSDAG</b> <u>Ondersteuningsklasse</u> 14:15-15:00  <u>Kooroefening</u> 15:15-17:15	<b>Aantree</b> <u>Top10</u> Pouze  <u>Gr12: (K2)</u> 14:15-15:00	<b>TOETSDAG</b>  <u>Gr12: (K3)</u> 14:15-15:00
<b>25</b>	<b>26</b>	<b>27</b>
<b>TOETSDAG</b> <u>Ondersteuningsklasse</u> 14:15-15:00  <u>Kooroefening</u> 15:15-17:15	<b>Aantree</b>  <u>Gr12: (K5)</u> 14:15-15:00	<b>TOETSDAG</b>  <u>Gr12: (K6)</u> 14:15-15:00

# 2025

DONDERDAG	VRYDAG	SATERDAG	SONDAG
	<b>1</b>	<b>2</b>	<b>3</b>
	<u>Tennis</u> liga <u>Tennis</u> Toer Buffelspoort <u>Revue</u> optrede	<u>Rugby</u> vs Zwartkop (weg) <u>Tennis</u> Toer Buffelspoort <u>Revue</u> optrede	<u>Tennis</u> Toer Buffelspoort
<b>7</b>	<b>8</b>	<b>9</b>	<b>10</b>
<u>Revue</u> optrede	<u>Tennis</u> liga  <u>Revue</u> optrede	<b>Nasionale Vrouedag</b> <u>Rugby</u> vs KHS (tuis)	
<b>14</b>	<b>15</b>	<b>16</b>	<b>17</b>
<u>Gr12: (K1)</u> 14:15-15:00	<b>TOETSDAG</b>  <u>Tennis</u> liga	<u>Rugby</u> vs Oos-Moot (weg)	
<b>21</b>	<b>22</b>	<b>23</b>	<b>24</b>
<u>Queraand:</u> 17:00-20:00 <u>Gr12: (K4)</u> 14:15-15:00	<b>TOETSDAG</b>  <u>Tennis</u> liga <u>Top20:</u> Pouze	<u>Rugby</u> Noordvaal Semi-Finaal	
<b>28</b>	<b>29</b>	<b>30</b>	<b>31</b>
<b>TOETSDAG</b>	<b>TOETSDAG</b>  <u>Tennis</u> liga	<u>Rugby</u> Noordvaal Finaal	

# AUGUSTUS

MAANDAG	DINSDAG	WOENSDAG
4	5	6
11	12	13
18	19	20
25	26	27

# 2025

DONDERDAG	VRYDAG	SATERDAG	SONDAG
	1	2	3
7	8	Nasionale Vrouedag	10
14	15	16	17
21	22	23	24
28	29	30	31



# SEPTEMBER

MONDAY	TUESDAY	WEDNESDAY
<b>TEST DAY</b> 1 <u>Support Classes</u> 14:15-15:00  <u>Choir practice:</u> 15:15-17:15	<b>Line-up</b> 2  <u>Gr12: Prelims</u>	<b>TEST DAY</b> 3  <u>Tennis Tour @ Bethlehem</u>
<b>TEST DAY</b> 8 <u>Support Classes</u> 14:15-15:00  <u>Choir practice:</u> 15:15-17:15	<b>TEST DAY</b> 9 <b>Line-up</b>	<b>TEST DAY</b> 10
<b>TEST DAY</b> 15 <u>Support Classes</u> 14:15-15:00 <u>Choir practice:</u> 15:15-17:15	<b>TEST DAY</b> 16 <b>Line-up</b>	<b>TEST DAY</b> 17
<b>22</b> <u>Support Classes</u> 14:15-15:00  <u>Choir practice:</u> 15:15-17:15	<b>Line-up</b> 23	<b>Heritage Day</b> 24
<b>29</b> <u>Choir practice</u> 15:15-17:15 <u>Support Classes</u> 14:15-15:00 <u>Tennis Festival @ Sun City</u>	<b>Line-up</b> 30  <u>Tennis Festival @ Sun City</u>	

# 2025

THURSDAY	FRIDAY	SATURDAY	SUNDAY
<b>4</b>  <u>Tennis Tour @ Bethlehem</u>	<b>TEST DAY</b> 5  <u>Tennis league</u> <u>Spring Day</u> <u>Tennis Tour @ Bethlehem</u>	<b>6</b>  <u>Tennis Tour @ Bethlehem</u>	<b>7</b>
<b>11</b>	<b>TEST DAY</b> 12 <u>Tennis league</u>  <u>Gr10: Camp Kwalata</u>	<b>13</b> <u>Gr10: Camp Kwalata</u>	<b>14</b> <u>Gr10: Camp Kwalata</u>
<b>18</b>	<b>TEST DAY</b> 19 <u>Tennis league</u> <u>Culture Evening</u>	<b>20</b> <u>Culture Evening</u>	<b>21</b>
<b>25</b>	<b>TEST DAY</b> 26 <u>Tennis league</u>	<b>27</b>	<b>28</b>

# SEPTEMBER

MONDAY	TUESDAY	WEDNESDAY
1	2	3
8	9	10
15	16	17
22	23	Heritage Day 24
29	30	

# 2025

THURSDAY	FRIDAY	SATURDAY	SUNDAY
4	5	6	7
11	12	13	14
18	19	20	21
25	26	27	28

# KWARTAAL 4

*Sukses is nie 'n bestemming nie, maar die pad waarop jy is. Om suksesvol te wees beteken dat jy hard werk en elke dag stap. Jy kan net jou droom uiteleef deur hard daaraan te werk..*

*Dit is om jou droom uit te leef*

# OKTOBER

MAANDAG	DINSDAG	WOENSDAG
		1  <u>Tennis</u> Toernooi Sun City
6  <u>Gr11</u> Kamp ATKV Drakensville	7  <u>Gr11</u> Kamp ATKV Drakensville	8  <u>Gr11</u> Kamp ATKV Drakensville
13  <b>Skool begin</b>  <u>Ondersteuningsklasse</u> 14:15-15:00 <u>Kooroefening</u> 15:15-17:15	14  <b>Aantree</b>	15  Kultuurprysuitdeling
20  <u>Ondersteuningsklasse</u> 14:15-15:00 <u>Gr12</u> Eindeksamen begin <u>Kooroefening</u> 15:15-17:15 <u>Wintersportprysuitdeling</u>	21  <b>Aantree</b>	22
27  <u>Ondersteuningsklasse</u> 14:15-15:00  <u>Gr8-11</u> Eksamen begin	28  <b>Aantree</b>	29

# 2025

DONDERDAG	VRYDAG	SATERDAG	SONDAG
2  <u>Tennis</u> Toernooi Sun City	<b>TOETSDAG</b> <b>Skool Sluit</b>  <u>Gr11</u> Kamp ATKV Drakensville <u>Tennis</u> Toernooi Sun City	4  <u>Gr11</u> Kamp ATKV Drakensville	5  <u>Gr11</u> Kamp ATKV Drakensville
9	10	11  Matriekafskeid	12
16  <u>Gr12</u> Uitlooperemonie	17	18	19
23  <u>Akademieprysuitdeling</u>	24  <u>Netball</u> All about Coaching	25  <u>Netball</u> : All about Coaching	26  <u>Netball</u> : All about Coaching
30	31		

# OKTOBER

MAANDAG	DINSDAG	WOENSDAG
		1
6	7	8
13 Skool Begin	14	15
20	21	22
27	28	29

# 2025

DONDERDAG	VRYDAG	SATERDAG	SONDAG
2	3 Skool Sluit	4	5
9	10	11	12
16	17	18	19
23	24	25	26
30	31		

# NOVEMBER

MONDAY	TUESDAY	WEDNESDAY
3	4	5
10	11	12
17	18	19
24	25	26 Carols by Candlelight

# 2025

THURSDAY	FRIDAY	SATURDAY	SUNDAY
		1	2
6	7	8	9
13	14	15	16
20	21	22	23
27	28	29	30

# DESEMBER

MAANDAG	DINSDAG	WOENSDAG
1	2	3
8	9	10 Skool Sluit
15 Dag van Rekonsiliasie	16	17
22	23	24
29	30	31

# 2025

DONDERDAG	VRYDAG	SATERDAG	SONDAG
4	5	6	7
11	12	13	14
18	19	20	21
25 Kersfees	26 Welwillentheidsdag	27	28

# REÛLS VIR LOJALITEITSBALKIES

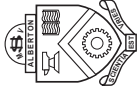
Leerders se volle **naam, van en graad** moet op die bladsy verskyn.

Lojaliteitsbladsy moet in dagboek bly tot datum van inhandigting.

Die onderwyser verantwoordelik vir 'n spesifieke aktiwiteit: Moet **self** die ure inskryf en teken.

Mag **slegs** vir die leerders van sy/haar eie aktiwiteit ure inskryf en teken.

## HOÛRSKOOI MARAIS VILJOEN HIGH SCHOOL



Naam / Name: .....

Gr. / Grd. ....

Datum / Date	Aktiwiteit / Activity	Ure / Hours	Handtekening / Signature

**Geen** lojaliteitsbladsy met ure van **vorige** jare sal aanvaar word nie.

- Flaterwater (Tippex)** mag nie gebruik word nie.
- Indien 'n leerder sy/haar keurkaart **verloor**, en 'n ander uitgereik word, sal hy/sy R10 moet betaal.
- Enige **oneerlikheid** sal gestraf word deur ure **af te trek**.
- Leerders wat genomineer wil word vir die **bestuurskomitee**, moet minstens twee lojaliteitsbalkie hê.
- Handig die **ele** jaarlijs in.
- Leerder mag **slegs** in lojaliteitsbalkies ontvang.
- Positiewe punte sal slegs aan die einde van jaar gegee word.

- ### KWALIFISERENDE AKTIWITEITE
- Deelname aan **sport** binne skoolverband.
  - Deelname aan **kulturele aktiwiteite** (bv. koor, redenaars, ens.) binne skoolverband.
  - Uitstappies** wat deur die skool gereël is (daguitstappies, toere en kampe).
  - Werk** vir die skool verrig (na 14:00, naweke en vakansies).
  - Graad 8-aktiwiteite** (Groentjiekonsert).
  - Interhoër.
  - Ondersteuning van skoolaktiwiteite.
  - Moet voor of op sperdatum ingehandig word, ure sal afgetrek word vir laat inhandigting.
  - Twee weke na 'n aktiwiteit plaasgevind het, verval die ure vir die aktiwiteit. (Kan nie eers aan die einde van van die jaar laat teken nie!)


- Minder as 10 ure** moet met 'n nul voorafgegaan word, bv. 05.
- Die totale ure vir 'n **toer of kamp** word **deur 2 gedeel**.
- Nuwe ure word **by** die vorige ure **getel** en wanneer daar dan vir 'n balkie gekwalifiseer word, word die balkie se ure **afgetrek**. As 2 jaar verloop het waarin geen ure ingehandig is nie, verval die vorige ure. Moet ure inhandig om erkenning vir daardie jaar te ontvang al het hulle vorige jaar genoeg gehad.
- 1ste sakkruil = 250 ure
- 2de sakkruil = 400 ure
- 3de toekenning = kleure = 600 ure
- 4de sakkruil = 400 ure
- 5de toekenning = 400 ure = erekleure

The **full name, surname and grade** of learner must appear on the hours page.

Loyalty Card must remain in Diary till handed in.

The teacher responsible for a specific activity: Must fill in and sign the hours **him-/herself**. Can only fill in and sign hours for learner of **his/her** own activity.

## HOÛRSKOOI MARAIS VILJOEN HIGH SCHOOL



Gr. / Grd. ....

Naam / Name: .....

**No** loyalty with hours of previous years will be accepted.

Datum / Date	Aktiwiteit / Activity	Ure / Hours	Handtekening / Signature

- The use of **Tippex** is prohibited.
- If a learner loses his/her colour card and a new card has to be issued, he/she will have to pay R10.
- Any **dishonesty** on cards will be punished by **subtracting** hours.
- Learners who wish to be nominated for **management team committee**, must have at least two loyalty scrolls.
- Hand in your own card.
- Positive points will only be issued at the end of year.

- ### QUALIFYING ACTIVITIES:
- Participation in **sport** in school context.
  - Participation in **cultural activities** (e.g. choir, orators, etc.) in school context.
  - Excursions** arranged by the school (day excursions, tours and camps).
  - Work** done for the school (after 14:00, weekends and holidays).
  - Grade 8-activities** (initiation concert and nappy parade).
  - Inter-high.
  - Supporting school activities.
  - Has to be handed in on or before the due date
  - Hours will be deducted if handed in past the due date.
  - Two weeks after an activity the hours for that activity will expire.

- Fewer than 10 hours** must be preceded by a nought eg. 05.
- The total number of hours for a **tour or camp** must be divided by 2.
- New hours are **added** to previous hours. When one qualifies for a scroll, the hours for that scroll are **subtracted**. If, after 2 years, no hours have been handed in, the previous hours fall away. Must hand in hours to receive a scroll for the year even if they had enough the previous year.
- 1st scroll = 250 hours
- 2nd scroll = 400 hours
- 3rd scroll = colours = 600 hours
- 4th scroll = 400 hours
- 5th dward = 400 hours = honorary colours

# RULES FOR LOYALTY SCROLLS



## LOJALITEITSURE / LOYALTY HOURS

**VUL NETJIES IN! / COMPLETE NEATLY!**

Name/ Naam:		Grade/ Graad:			
Datum/ Date	Aktiwiteit / Activity	Ure/ Hours		Handtekening/ Signature	
Voltooi deur kruisie te trek: Aantal balkies voorheen ontvang vir ure:				<b>TOTAL</b> <b>TOTAAL</b>	

Vorige jare se ure moenie nie bygetel word nie! / Previous year's hours not to be added!

## PLAK BEWYSE VAN ONDERSTEUNING IN. PASTE IN YOUR PROOF OF SUPPORT.

1. Plak in

2. Paste in

3. Plak in

4. Paste in

5. Plak in

6. Paste in

7. Plak in

8. Paste in





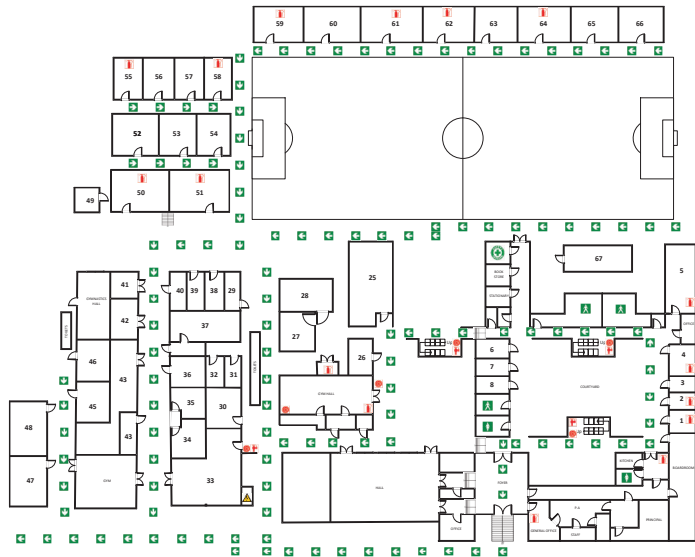
## ESCAPE PLAN FOR MARAIS VILJOEN HIGH SCHOOL

**IN CASE OF A FIRE**  
 1. PRESS FIRE ALARM CALL POINT  
 2. CLOSE ALL WINDOWS  
 3. LEAVE BUILDING BY THE NEAREST EXIT  
 4. REPORT TO PERSON IN CHARGE OF ASSEMBLY POINT

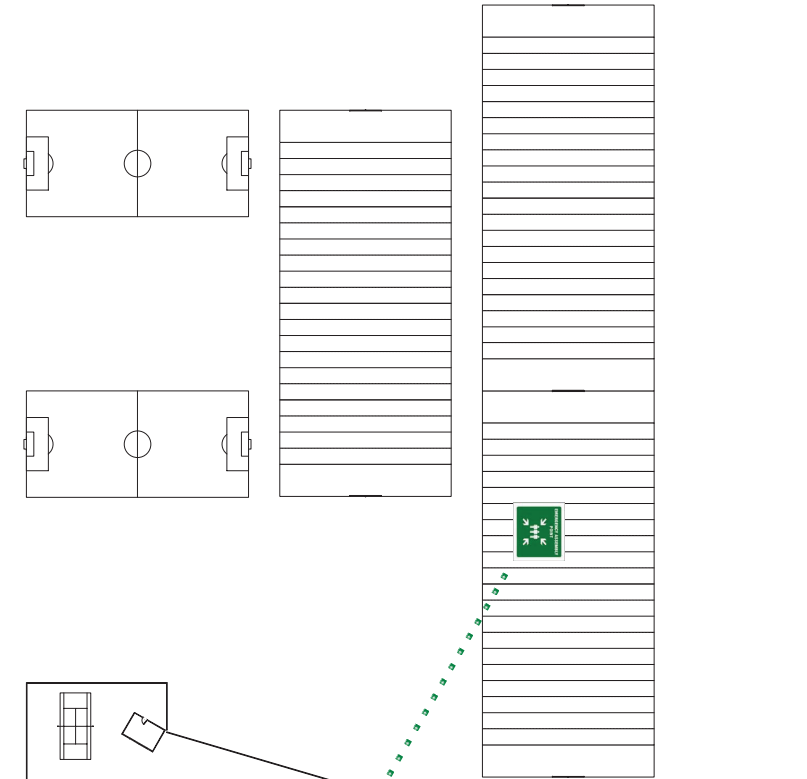
**EMERGENCY EVACUATION**  
 1. SWITCH OFF ALL APPLIANCES  
 2. FOLLOW EVACUATION ROUTE  
 3. DO NOT RUN OR PANIC  
 4. REPORT TO PERSON IN CHARGE OF ASSEMBLY POINT



PLAN DESIGNER:  
 DYLLAN STEYN,  
 MARAIS VILJOEN  
 HIGHSCHOOL  
 20/10/2018.  
 REVISION NUMBER: 1.  
 PLAN NUMBER 1 OF 1.



TO EMERGENCY ASSEMBLY POINT  
 B & C RUGBY FIELDS



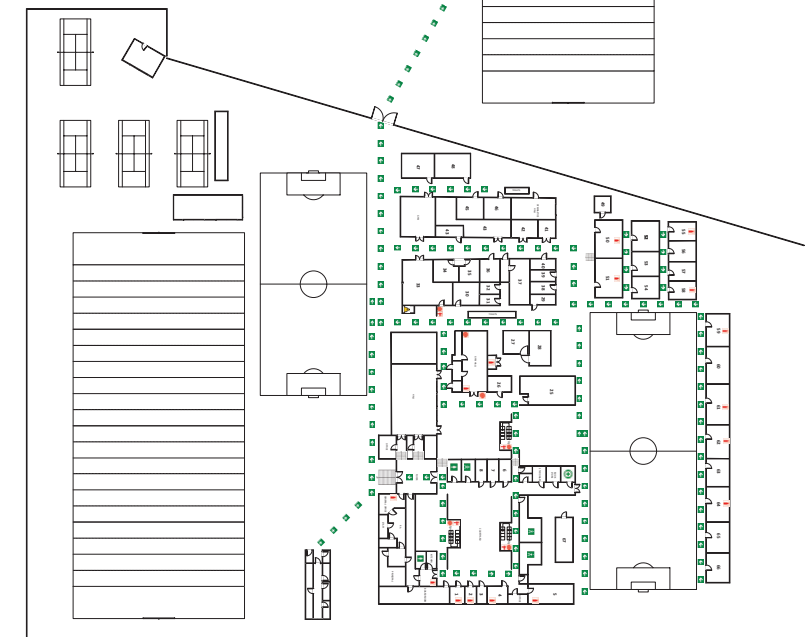
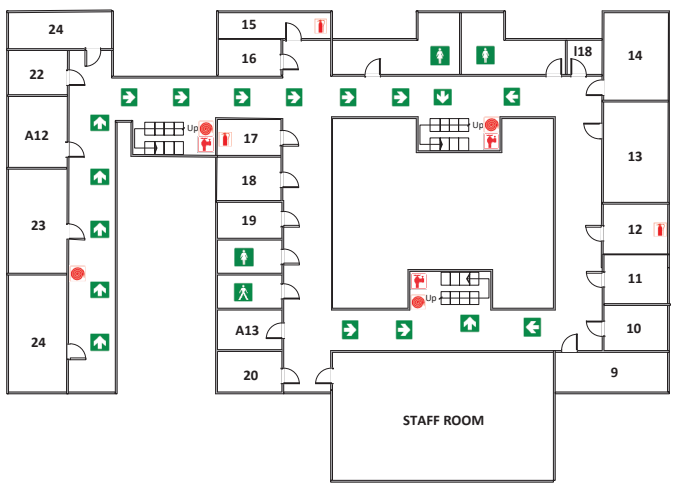
## ESCAPE PLAN FOR MARAIS VILJOEN HIGH SCHOOL

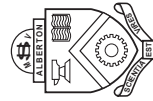
**IN CASE OF A FIRE**  
 1. PRESS FIRE ALARM CALL POINT  
 2. CLOSE ALL WINDOWS  
 3. LEAVE BUILDING BY THE NEAREST EXIT  
 4. REPORT TO PERSON IN CHARGE OF ASSEMBLY POINT

**EMERGENCY EVACUATION**  
 1. SWITCH OFF ALL APPLIANCES  
 2. FOLLOW EVACUATION ROUTE  
 3. DO NOT RUN OR PANIC  
 4. REPORT TO PERSON IN CHARGE OF ASSEMBLY POINT



PLAN DESIGNER:  
 DYLLAN STEYN,  
 MARAIS VILJOEN  
 HIGHSCHOOL  
 20/10/2018.  
 REVISION NUMBER: 1.  
 PLAN NUMBER 1 OF 1.





**HOÛRSKOOI MARAIS VILJOEN**

**BOELIE AANMELDVOORM**

NR: \_\_\_\_\_



Ek wil die volgende aanmeld:

\_\_\_\_\_

\_\_\_\_\_

\_\_\_\_\_

\_\_\_\_\_

\_\_\_\_\_

\_\_\_\_\_

\_\_\_\_\_

\_\_\_\_\_

NAAM: \_\_\_\_\_ GRAAD: \_\_\_\_\_

DATUM: \_\_\_\_\_

**DIT IS JOU REG EN VERANTWOORDELIKHEID OM 'N BOELIE-INSIDENT AAN TE MELD. MAAK NIE SAAK OF DIT MET JOU OF IEMAND ANDERS GEBEUR HET NIE. STILBLY BETEKEN JY LAAT DIT TOE EN AANVAAR DIT. DIE BESTE WAPEN TEEN BOELIES IS OM DIT AAN TE MELD.**

Ek het alles goed deurgedink, insluitend my eie, indien enige, aandeel in hierdie probleem. Ek het beide kante van hierdie saak oordink. Ek gaan heeltemal eerlik wees en die saak akkuraat neerskryf.

**BEANTWOORD DIE VOLGENDE VRAE VOORDAT JY JOU VERSLAG SKRYF:**

1. Die volgende leerder(s) is die rede vir my aanmelding: \_\_\_\_\_  
 \_\_\_\_\_  
 \_\_\_\_\_
2. Wanneer het die situasie begin? \_\_\_\_\_  
 \_\_\_\_\_
3. Het die situasie al voorheen gebeur? \_\_\_\_\_  
 \_\_\_\_\_
4. Is daar enige getuies? Indien ja, wie? \_\_\_\_\_  
 \_\_\_\_\_
5. Was jy enige tyd ook skuldig aan verkeerde optrede? Indien ja, verduidelik. \_\_\_\_\_  
 \_\_\_\_\_

\*\*\*\*\*

Received by: \_\_\_\_\_ (Teacher) Date: \_\_\_\_\_

Parent's /Guardian's signature: \_\_\_\_\_

\_\_\_\_\_

\_\_\_\_\_

\_\_\_\_\_

\_\_\_\_\_

\_\_\_\_\_

Comments: \_\_\_\_\_

Name of Parent/Guardian: \_\_\_\_\_

\*\*\*\*\*

Leamer's signature \_\_\_\_\_ Date \_\_\_\_\_

\_\_\_\_\_

\_\_\_\_\_

\_\_\_\_\_

\_\_\_\_\_

\_\_\_\_\_

\_\_\_\_\_

\_\_\_\_\_

\_\_\_\_\_

\_\_\_\_\_

\_\_\_\_\_

\_\_\_\_\_

\_\_\_\_\_

\_\_\_\_\_

\_\_\_\_\_

\_\_\_\_\_

\_\_\_\_\_

I want to report that:

\*\*\*\*\*

NAME: \_\_\_\_\_ GRADE: \_\_\_\_\_

DATE: \_\_\_\_\_

\*\*\*\*\*

**IT IS YOUR RIGHT AND RESPONSIBILITY TO REPORT BULLYING WHETHER IT HAPPENS TO YOU OR TO SOMEONE ELSE. TO REMAIN SILENT IS TO CONDONE (ALLOW AND ACCEPT) BULLYING. SPEAKING OUT IS THE GREATEST WEAPON WE HAVE AGAINST BULLYING.**

I have carefully thought about my involvement in the problem and have looked at both sides of the story. I am going to be completely honest, write things down accurately and tell the whole truth.

**ANSWER THE FOLLOWING QUESTIONS BEFORE YOU WRITE YOUR REPORT:**

1. The following learner(s) is (are) the reason for my report: \_\_\_\_\_

\_\_\_\_\_

2. When did it start? \_\_\_\_\_

\_\_\_\_\_

3. Has this happened more than once, involving the same learner(s)? Explain. \_\_\_\_\_

\_\_\_\_\_

4. Are there any witnesses? If yes, who? \_\_\_\_\_

\_\_\_\_\_

5. Have you, at any stage been hurtful too? If yes, explain. \_\_\_\_\_

\_\_\_\_\_

\_\_\_\_\_

\_\_\_\_\_

\_\_\_\_\_

\_\_\_\_\_

Ontvang deur: \_\_\_\_\_ Datum: \_\_\_\_\_

\*\*\*\*\*

Datum: \_\_\_\_\_ Kontaknummer: \_\_\_\_\_

Ouer- Vooghandtekening: \_\_\_\_\_

\_\_\_\_\_

\_\_\_\_\_

\_\_\_\_\_

\_\_\_\_\_

Kommentaar: \_\_\_\_\_

Naam van ouer/voog: \_\_\_\_\_

\*\*\*\*\*

Leerder handtekening \_\_\_\_\_ Datum \_\_\_\_\_

\_\_\_\_\_

\_\_\_\_\_

\_\_\_\_\_

\_\_\_\_\_

\_\_\_\_\_

\_\_\_\_\_


\_\_\_\_\_

\_\_\_\_\_

\_\_\_\_\_

\_\_\_\_\_

\_\_\_\_\_



**HOÛRSKOOI MARAIS VILJOEN**

**BULLYING REPORT FORM**

NO: \_\_\_\_\_



## TEXTBOOK LOAN FORM

### Terms and Conditions for the Textbook Loan

It is the responsibility of the learner and parents to take good care of the loaned textbooks. Lost textbooks must be replaced at the cost of the parents. In case the learner leaves the school, the parents must return the textbooks to the school.

1	Terms and Conditions for the Textbook Loan	Textbook Number	Condition of Textbook				
			A	B	C	D	E
2							
3							
4							
5							
6							
7							
8							
9							
10							
11							
12							
13							
14							
15							
16							
18							
19							
20							

Criteria

A	Brand New	
B	Very Good	No pages missing, no ink writing in the book, cover still intact, pencil marks are removed when returned
C	Good	Some ink writing in the book
D	Satisfactory	No cover/ Water damaged / ink writing in the book
E	Poor	No cover / Water damaged / Pages missing from the book / ink writing in the book

Learner's Signature: \_\_\_\_\_ Date: \_\_\_\_\_

Parent's/Guardian's Signature: \_\_\_\_\_ Date: \_\_\_\_\_



## HOËRSKOOL MARAIS VILJOEN HIGH SCHOOL

### INCIDENT REPORT FORM

### INCIDENT-VERSLAGVORM

**NAME / NAAM:** \_\_\_\_\_

**CLASS / KLAS:** \_\_\_\_\_

**DATE / DATUM:** \_\_\_\_\_

**INCIDENT/ INSIDENT:** \_\_\_\_\_

**PARENT/GUARDIAN NR:** \_\_\_\_\_

**OUER/VOOG NO:** \_\_\_\_\_

**Skryf n akkurate weergawe van insident neer / Write an accurate version of incident.**

---

---

---

---

---

---

---

---

---

---

---

---

---

---

---

---

---

---

---

---

---

---

---

**HANDTEKENING / SIGNATURE :** \_\_\_\_\_

## NATIONAL ANTHEM

Nkosi sikeleli Afrika  
Maluphakanyiswu phondo lwayo  
Yizwa jmithandazo yethu,  
Nkosi sikelela thina lusapholwayo.  
Morena boloko sechaba sa heso  
O fedise dintwa le  
matshwenye ho,  
O se boloke O se boloko,  
Sechaba sa heso  
sechaba sa

South Africa, South Africa,  
Uit die blou van onse hemel,  
uit die diepte van ons see,  
oor ons ewige gebergte,  
waar die kranse antwoord gee.  
Sounds the call to come together,  
and united we shall stand,  
Let us live and strive for freedom  
in South Africa our Land.